A.165

SISTEMA DE BATENTE RPT

CATÁLOGO TÉCNICO

Extrusal®

Alumínio com perfil humano.

Moradia Habitacional
Aveiria - Empreendimentos Imobiliários, S.A.
Gafanha da Boa Hora, Aveiro

Extrusal®

Alumínio com perfil humano.

Extrusal

01

A.165

sistema de abrir RPT

dezembro . 2024

Moradia Habitacional
Aveiria - Empreendimentos Imobiliários, S.A.
Gafanha da Boa Hora, Aveiro

Extrusal

01 DETALHE 3D

sistema de abrir RPT

A.165

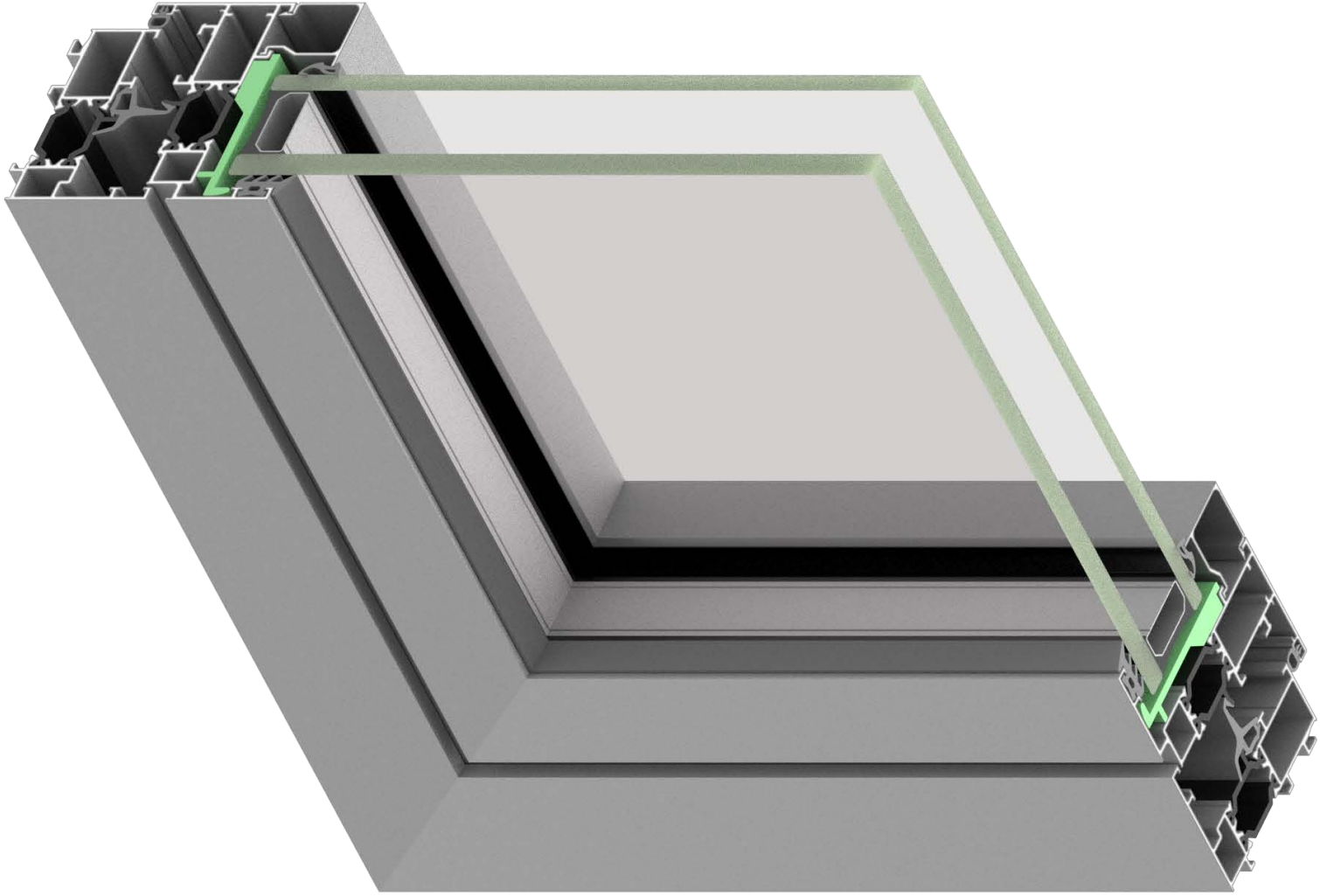

Extrusal

02 CARAC. TÉCNICAS

sistema de abrir RPT

A.165

Aplicação

Construção Nova / Reabilitação

Tipologias Abertura

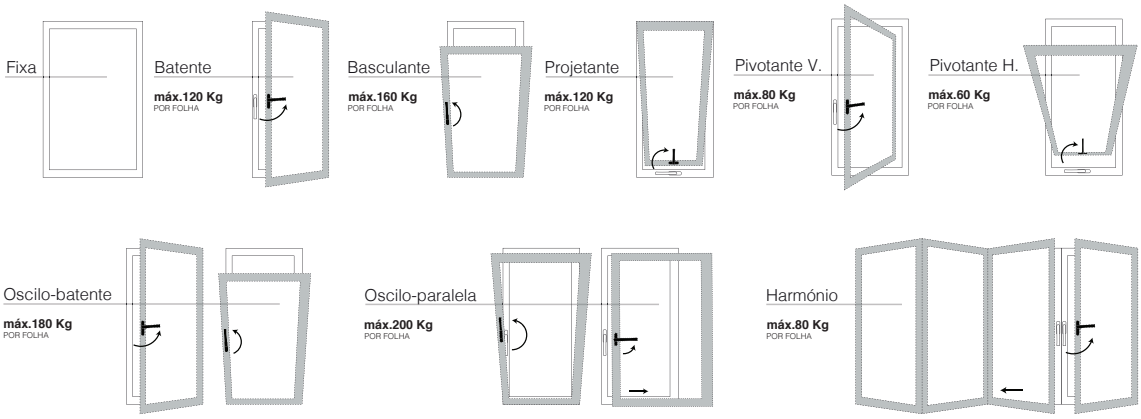

Peso máximo | folha	200 kg
Altura máxima | folha	2600 mm
Largura máxima | folha	1700 mm
Vista da folha	87,6 mm
Enchimento máximo	46 mm

Desempenho Acústico

38 dB

Coeficiente Transmissão Térmica

1400 x 2700 mm



Vidro Ug 0.9 W/m^2K^{-1}

1.5

EN ISO 10077-1

Vidro Ug	Janela Uw
1.1 W/m^2K^{-1}	1.7 W/m^2K^{-1}
1.0 W/m^2K^{-1}	1.6 W/m^2K^{-1}
0.9 W/m^2K^{-1}	1.5 W/m^2K^{-1}

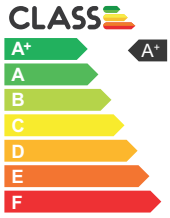

Ensaio Tipo Inicial

Permeabilidade ao ar (pressão máx. ensaio / EN12207)	Classe	**4**
Estanquidade à água (EN12208)	Classe	**E1350**
Resistência à ação do vento (EN12210)	Classe	**B5**

Boletim de ensaio: CXL 29/12. Organismo notificado nº 0856
Dimensão: 1600 mm x 2000 mm. Janela composta por duas folhas móveis, uma oscilo-batente e outra de batente.

Perfis Alumínio

Liga EN-AW 6060
EN 573-3 | EN 755-2
EPM T6

PA 6.6 GF 25
25%fibra de vidro
24,8 mm

Comprimento Nominal **6500 mm**
Espessura Nominal **1.5 mm**

$R_{p0,2}$ **≥ 120 MPa**
R_m **≥ 160 MPa**
A_{50mm} **≥ 6%**

Tratamentos

Anodização - Acabamento Acetinado e Polido

Lacagem - Acabamento mate l brilhante l acetinado l metalizado l texturado

Lacagem Decorativa
Efeito Madeira

Perfil	Ref.	Área Anod.	Área Polir	Inércia Ixx	Inércia Iyy	Pág.
	A.165.010	36,39	7,80	4,87	20,25	**20**
	A.165.020	43,28	10,30	7,42	32,10	**24**
	A.165.040	44,29	11,25	16,33	29,40	**20**
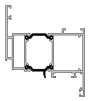	**A.165.050**	51,24	14,25	21,64	47,96	**24**
	A.165.060	42,66	10,80	23,66	8,20	**28**
	A.165.070	50,55	14,65	33,17	22,48	**28**
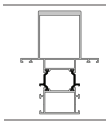	**A.165.080**	60,35	25,65	160,89	39,11	**29**
	A.165.090	31,25	7,30	1,73	24,74	**41**
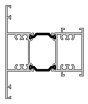	**A.165.100**	50,79	14,65	25,63	50,52	**25**
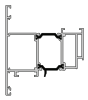	**A.165.120**	50,64	14,20	21,89	46,85	**25**
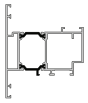	**A.165.130**	51,79	15,60	22,85	42,97	**31**
	A.165.140	35,10	7,80	4,10	21,24	**31**
	A.165.150	39,34	7,80	5,25	22,21	**21**
	A.165.160	34,58	6,00	4,63	18,03	**21**

Perfil	Ref.	Área Anod.	Área Polir	Inércia Ixx	Inércia Iyy	Pág.
	A.165.170	39,55	11,75	12,14	27,89	**32**
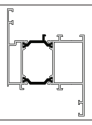	**A.165.200**	50,10	14,35	22,45	34,08	**22**
	A.165.210	37,43	13,50	27,27	27,33	**42**
	A.165.260	66,35	31,65	273.91	45,70	**30**
	A.165.270	43,07	10,30	7,44	24,43	**22**
	A.165.280	47,16	13,15	23,04	53,62	**23**
	A.165.300	45,02	10,35	8,83	33,14	**26**
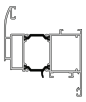	**A.165.310**	52,94	14,30	24,45	49,94	**26**
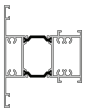	**A.165.320**	49,09	14,65	24,48	41,84	**27**
	A.165.340	40,45	10,30	23,63	7,61	**27**
	A.165.350	41,89	10,75	8,12	24,60	**23**
	A.165.360	34,82	4,45	1,06	21,77	**41**
	A.055.015	19,08	2,60	-	-	**43**
	A.055.080	39,07	22,60	127,47	19,44	**33**

Unidades: **Área Anodização (dm^2/m)**
Área Polimento (dm^2/m)
Inércia (cm^4)

Produto 6
Características Técnicas 8
Perfis 18
Secções 44
Tipologias Construtivas 66
Instruções Fabrico 134
Instruções Montagem 142
Acessórios 148

Perfil	Ref.	Área Anod.	Área Polir	Inércia Ixx	Inércia Iyy	Pág.
	A.055.100	22,56	13,20	3,44	19,86	**34**
	A.080.029	25,73	-	33,67	19,29	**34**
	A.100.013	5,24	1,50	-	-	**43**
	A.100.023	12,48	1,80	-	-	**43**
	B.055.580	27,98	14,40	1,36	29,06	**35**
	B.095.080	27,98	14,40	1,38	49,54	**35**
	B.150.030	41,84	26,20	4,52	115,03	**35**
	F.009.135	33,54	15,50	1,41	38,65	**36**
	F.009.136	49,00	18,00	0,63	121,44	**37**
	F.009.137	23,75	11,50	7,65	8,35	**36**
	F.009.138	14,07	6,60	1,05	1,13	**36**
	F.009.139	8,70	1,80	-	-	**43**
	F.009.155	18,21	7,20	1,11	2,57	**38**
	F.009.156	26,20	10,20	1,28	11,66	**38**

Perfil	Ref.	Área Anod.	Área Polir	Inércia Ixx	Inércia Iyy	Pág.
	F.009.157	30,20	12,20	1,34	22,27	**38**
	F.010.140	12,07	3,60	-	-	**43**
	A.040.004	17,88	5,45	-	-	**39**
	A.040.025	14,54	3,85	-	-	**39**
	A.040.026	15,84	4,50	-	-	**39**
	A.040.039	14,12	3,45	-	-	**39**
	A.040.048	8,30	2,70	-	-	**43**
	A.040.050	14,94	4,05	-	-	**39**
	A.040.069	9,81	2,75	-	-	**39**
	A.040.070	10,21	2,95	-	-	**39**
	A.040.107	16,55	4,85	-	-	**39**
	A.040.110	17,65	5,00	-	-	**39**
	A.040.133	19,92	6,25	-	-	**40**
	A.040.140	10,63	3,15	-	-	**40**

Unidades: **Área Anodização (dm^2/m)**
Área Polimento (dm^2/m)
Inércia (cm^4)

Perfil	Ref.	Área Anod.	Área Polir	Inércia Ixx	Inércia Iyy	Pág.
	A.040.141	14,65	3,65	-	-	**40**
	A.040.142	15,33	4,25	-	-	**40**
	A.040.143	16,19	4,65	-	-	**40**

Perfil	Ref.	Área Anod.	Área Polir	Inércia Ixx	Inércia Iyy	Pág.
	A.040.144	17,97	5,25	-	-	**40**
	A.040.146	19,86	6,25	-	-	**40**
	A.040.147	19,01	5,85	-	-	**40**

Unidades: **Área Anodização (dm^2/m)**
Área Polimento (dm^2/m)
Inércia (cm^4)

Produto 6
Características Técnicas 8
Perfis 18
Secções 44
Tipologias Construtivas 66
Instruções Fabrico 134
Instruções Montagem 142
Acessórios 148

COEFICIENTE TRANSMISSÃO TÉRMICA

A.165

Corte Construtivo	Ref.	Coef.Trans.Térmica	Corte Construtivo	Ref.	Coef.Trans.Térmica
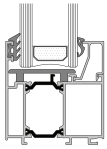	A.165.040	**2,60**	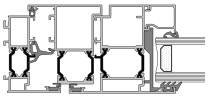	A.165.010 A.165.130 A.165.170	**2,78**
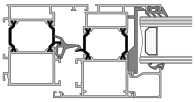	A.165.040 A.165.050	**2,76**	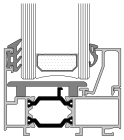	A.165.010	**2,47**
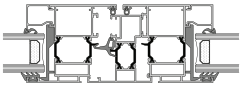	A.165.050 A.165.340	**2,89**	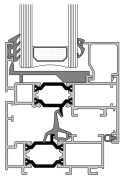	A.165.010 A.165.020	**2,81**
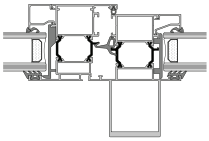	A.165.050 A.165.080	**2,88**	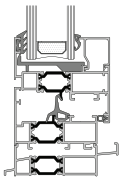	A.165.010 A.165.020 A.165.090	**3,24**
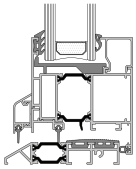	A.100.023 A.165.050 A.165.360	**3,26**	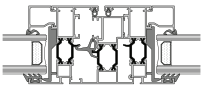	A.165.020 A.165.340	**2,95**
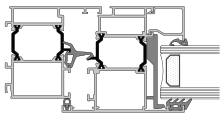	A.165.040 A.165.120	**2,87**	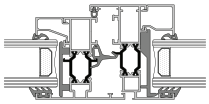	A.165.020 A.165.060	**2,81**
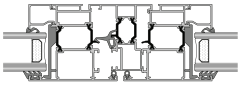	A.165.120 A.165.340	**2,92**	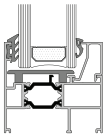	A.165.270	**2,13**
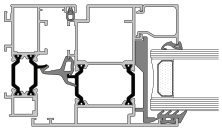	A.165.130 A.165.140	**2,80**	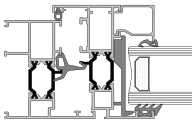	A.165.020 A.165.270	**2,59**

Unidades: **(Wm²/K)**

Radiosity Method **ISO 10077-2 : 2017 - FLIXO 18 PRO ®**

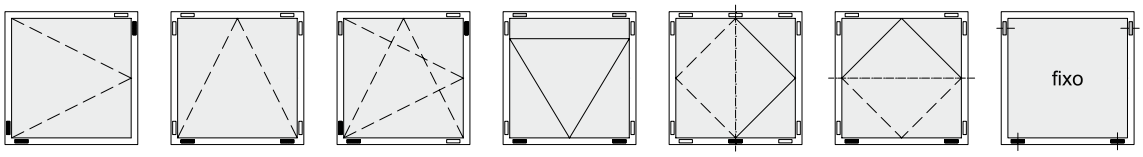

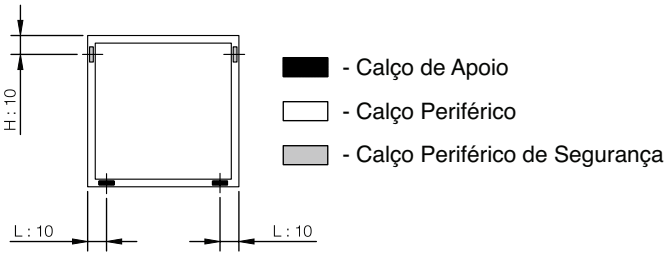

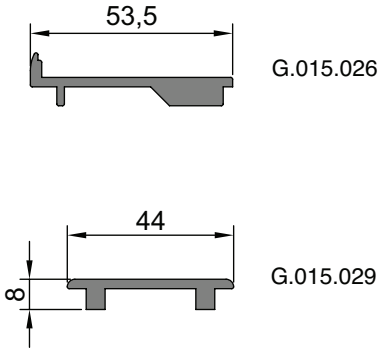

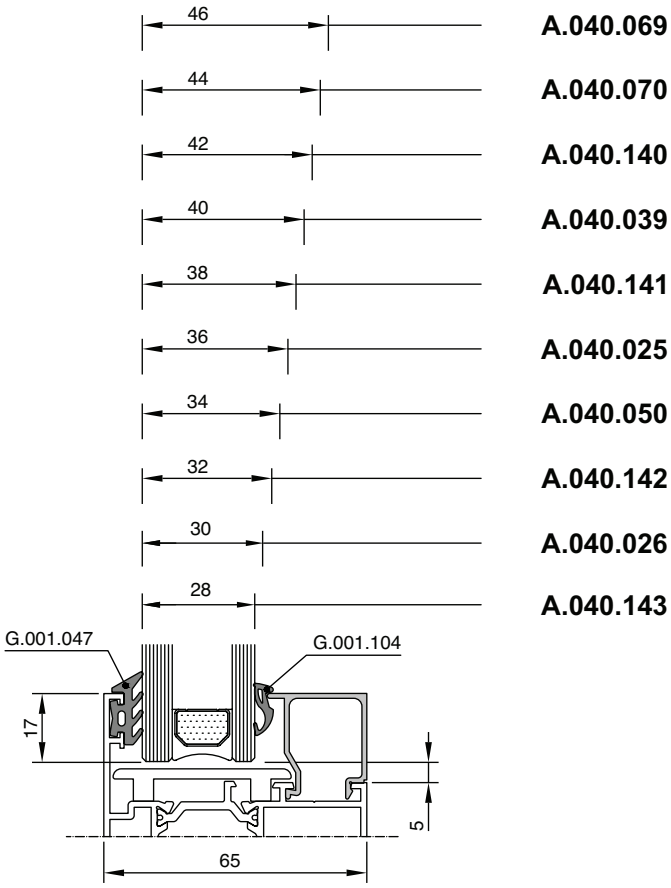

Produto 6
Características Técnicas 8
Perfis 18
Secções 44
Tipologias Construtivas 66
Instruções Fabrico 134
Instruções Montagem 142
Acessórios 148

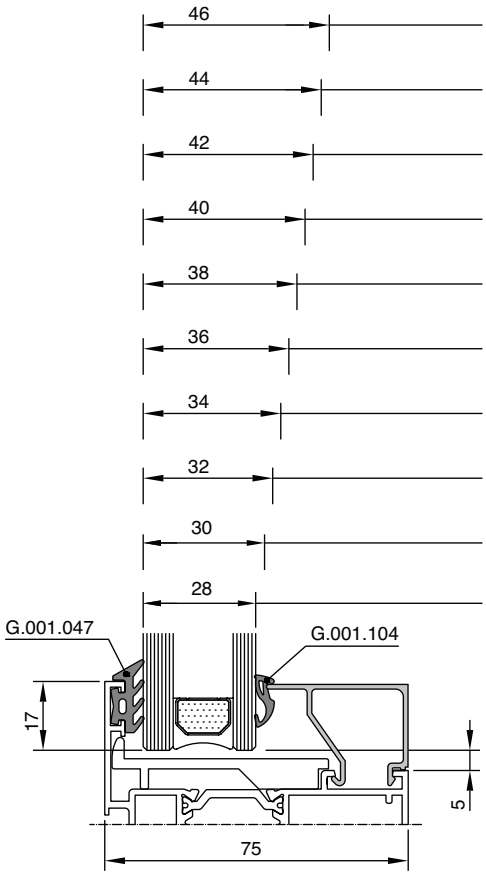

A.040.025
A.040.050
A.040.142
A.040.026
A.040.143
A.040.107
A.040.110
A.040.144
A.040.004
A.040.147

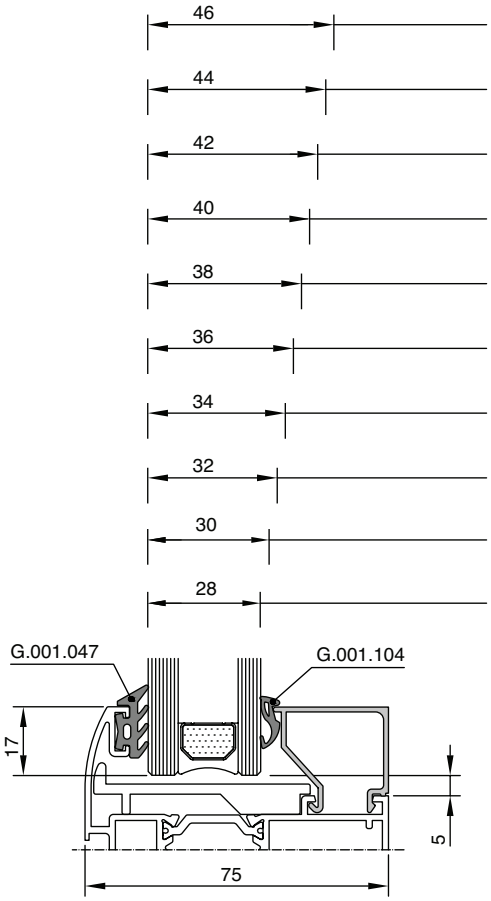

A.040.140
A.040.039
A.040.141
A.040.025
A.040.050
A.040.142
A.040.026
A.040.143
A.040.107
A.040.110

Produto 6
Características Técnicas 8
Perfis 18
Secções 44
Tipologias Construtivas 66
Instruções Fabrico 134
Instruções Montagem 142
Acessórios 148

Extrusal

03 PERFIS

sistema de abrir RPT

A.165

Aro Fixo
20

Aro Móvel
24

Travessa
28

Montante
29

Projetante
31

Pivotante
32

Ligação
33

Capeamento
36

Bite
39

Diverso
41

etrusal

A.165.010

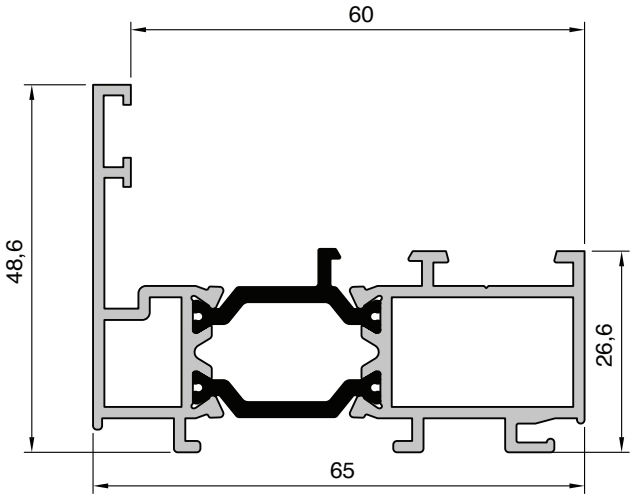

A.165.040

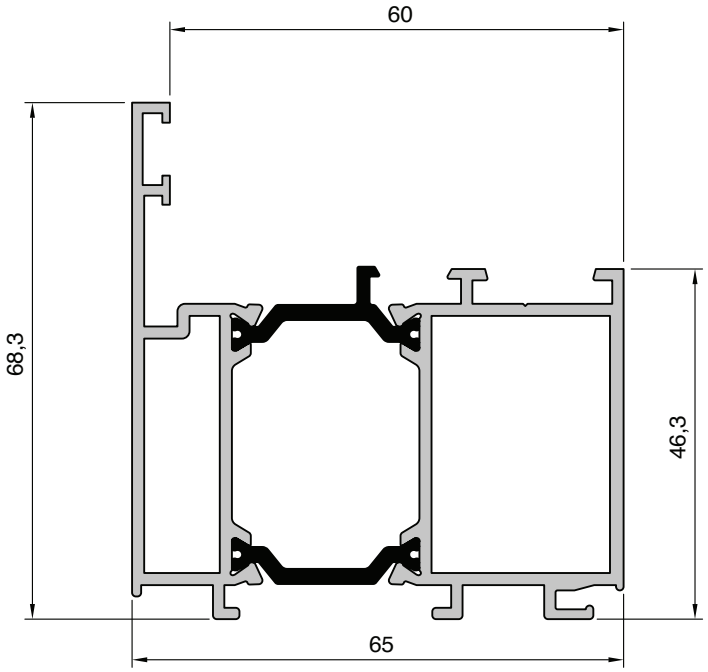

Escala 1:1

A.165.150

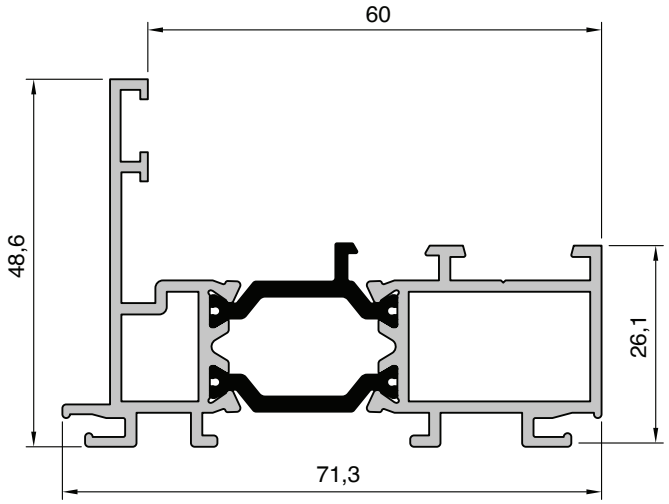

A.165.160

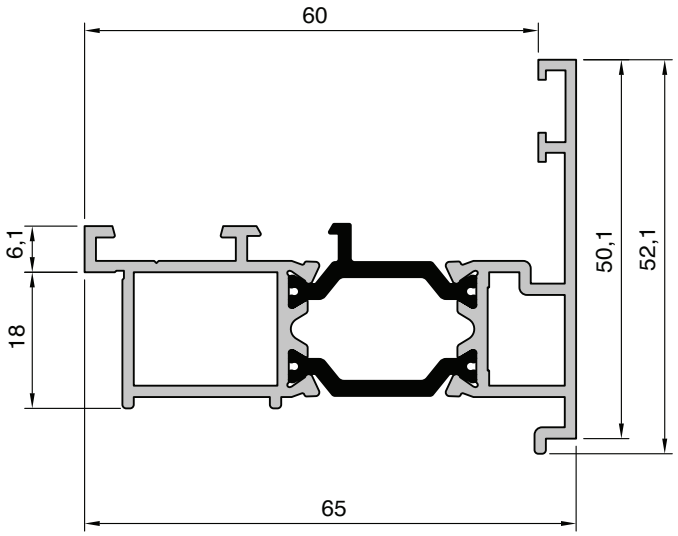

Escala 1:1

Produto 6
Características Técnicas 8
Perfis 18
Secções 44
Tipologias Construtivas 66
Instruções Fabrico 134
Instruções Montagem 142
Acessórios 148

A.165.200

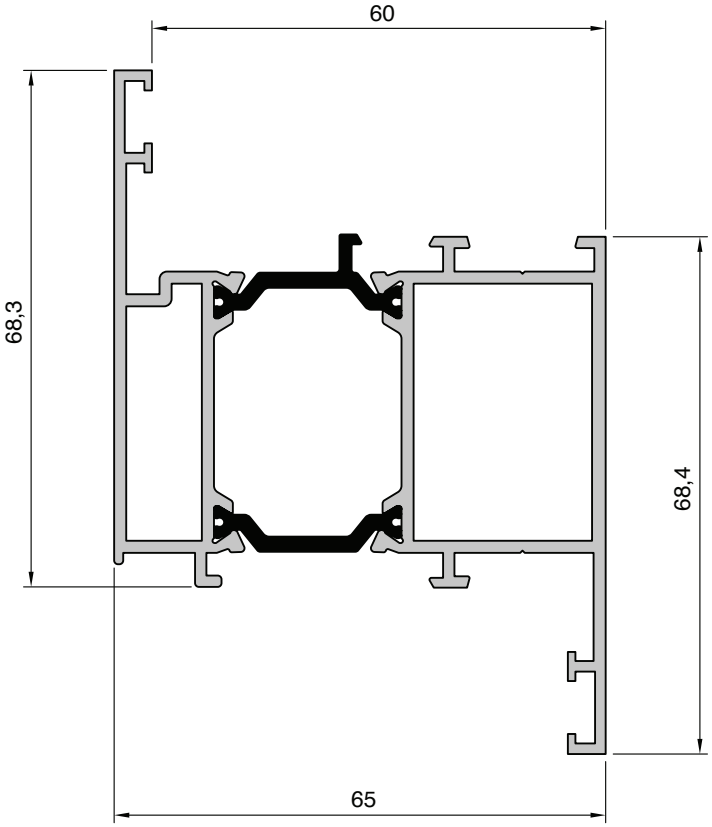

A.165.270

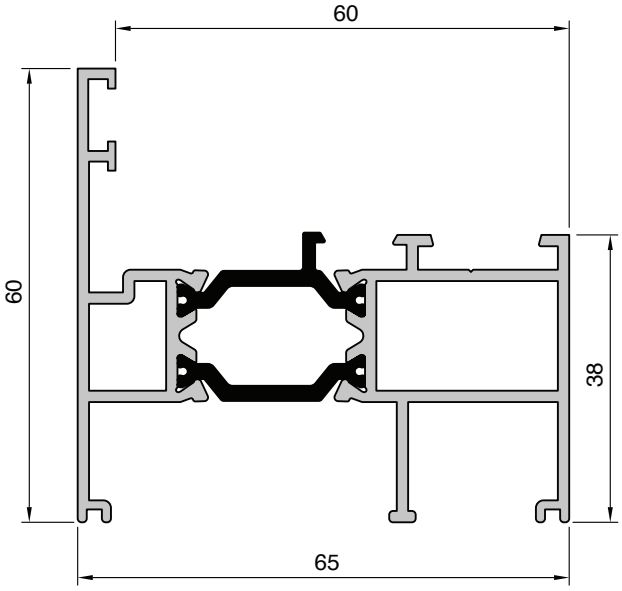

Escala 1:1

A.165.280

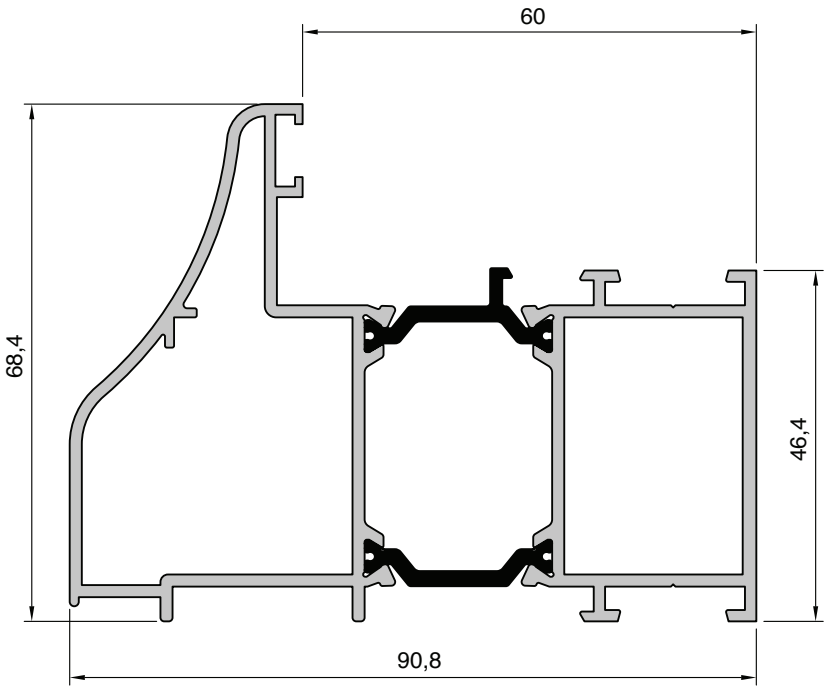

A.165.350

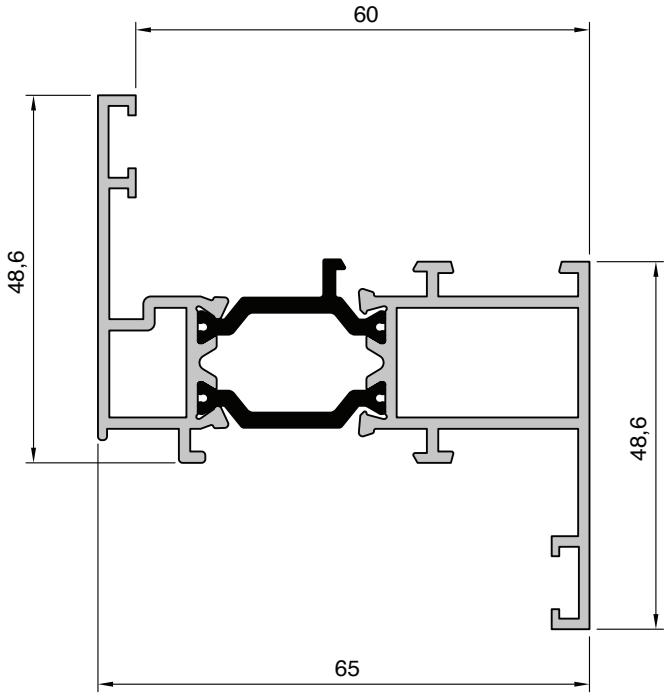

Escala 1:1

Produto 6
Características Técnicas 8
Perfis 18
Secções 44
Tipologias Construtivas 66
Instruções Fabrico 134
Instruções Montagem 142
Acessórios 148

A.165.020

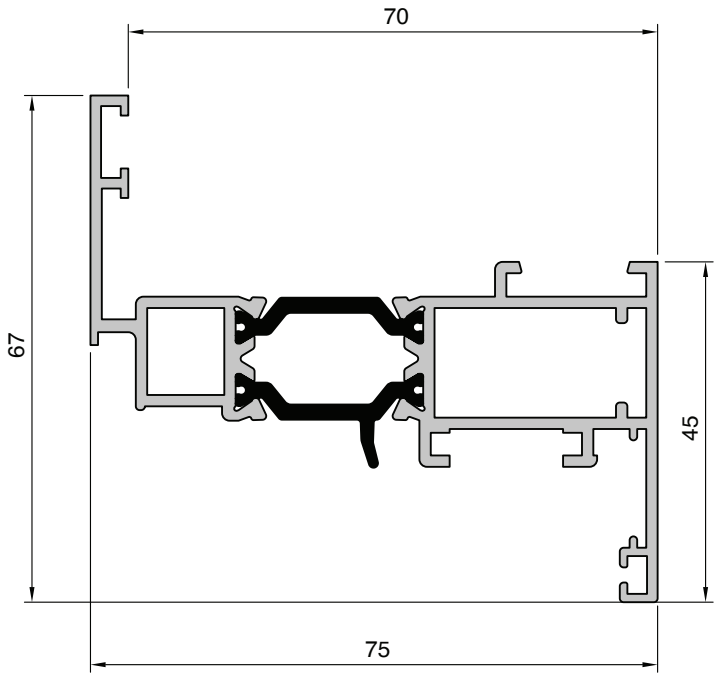

A.165.050

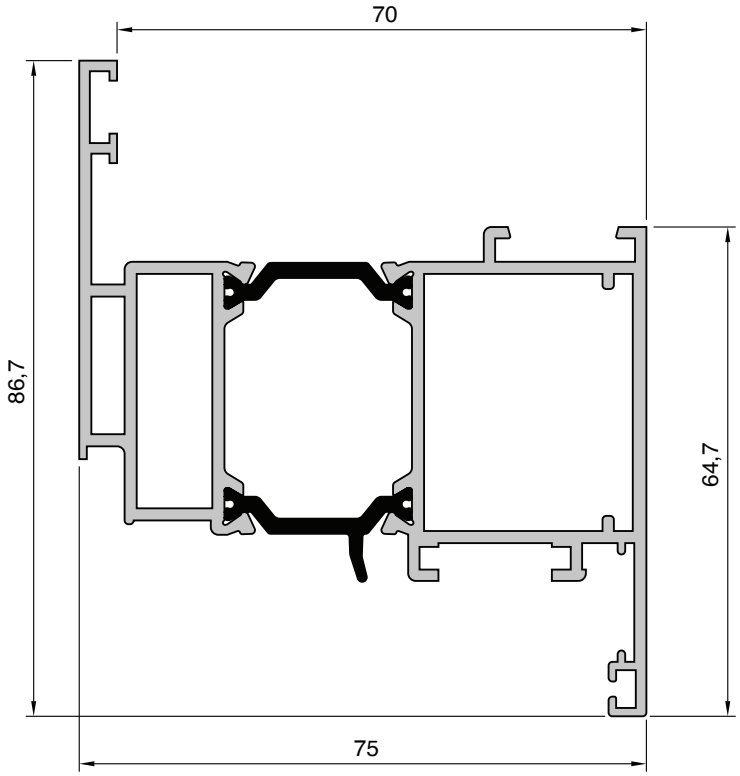

Escala 1:1

A.165.100

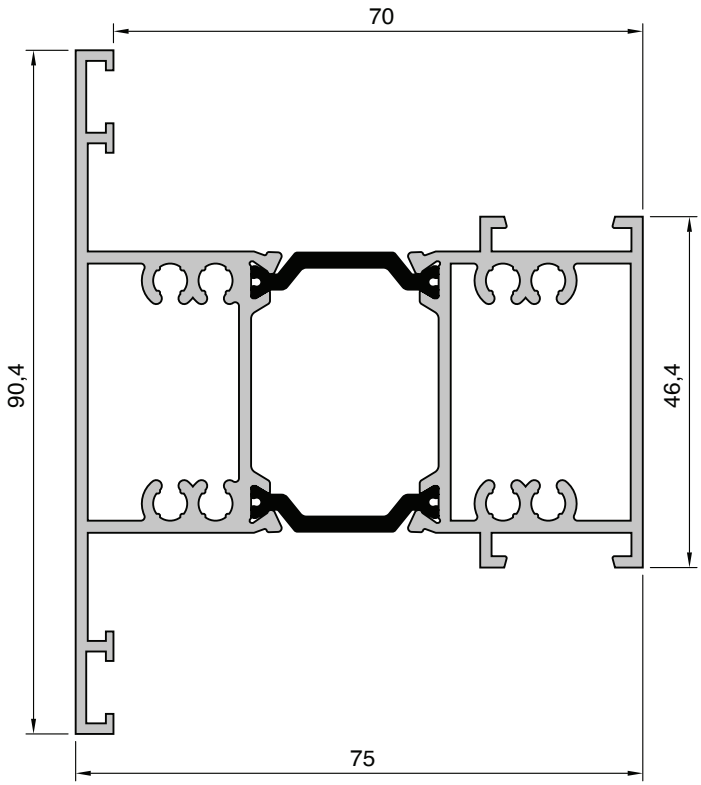

A.165.120

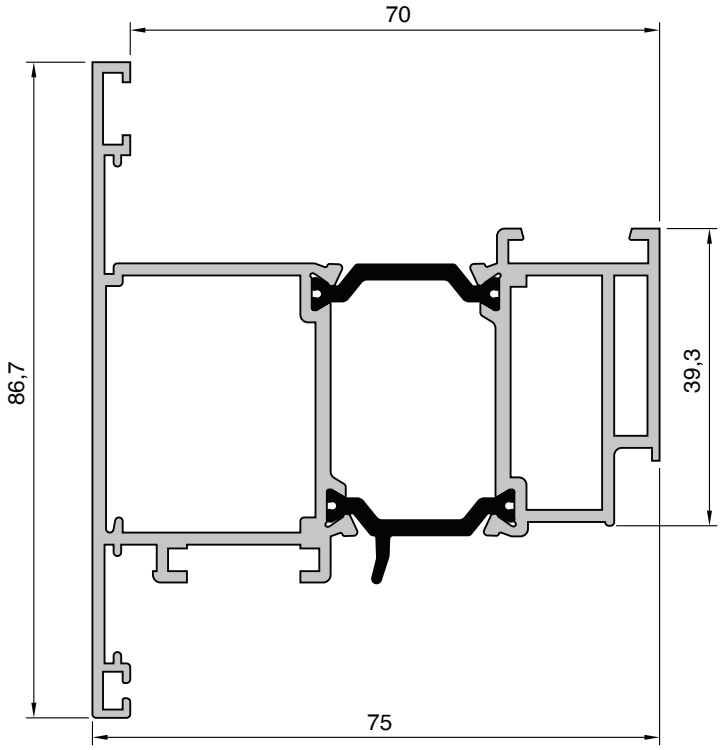

Escala 1:1

Produto 6
Características Técnicas 8
Perfis 18
Secções 44
Tipologias Construtivas 66
Instruções Fabrico 134
Instruções Montagem 142
Acessórios 148

A.165.300

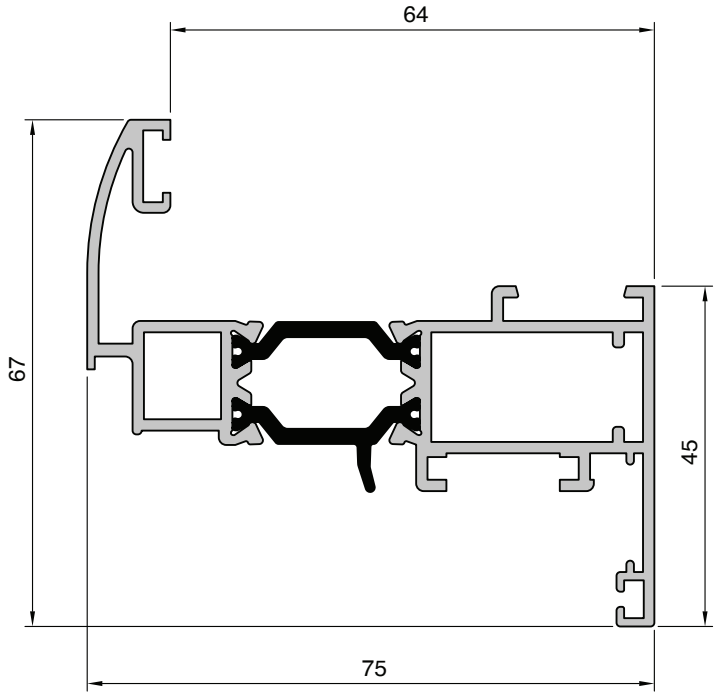

A.165.310

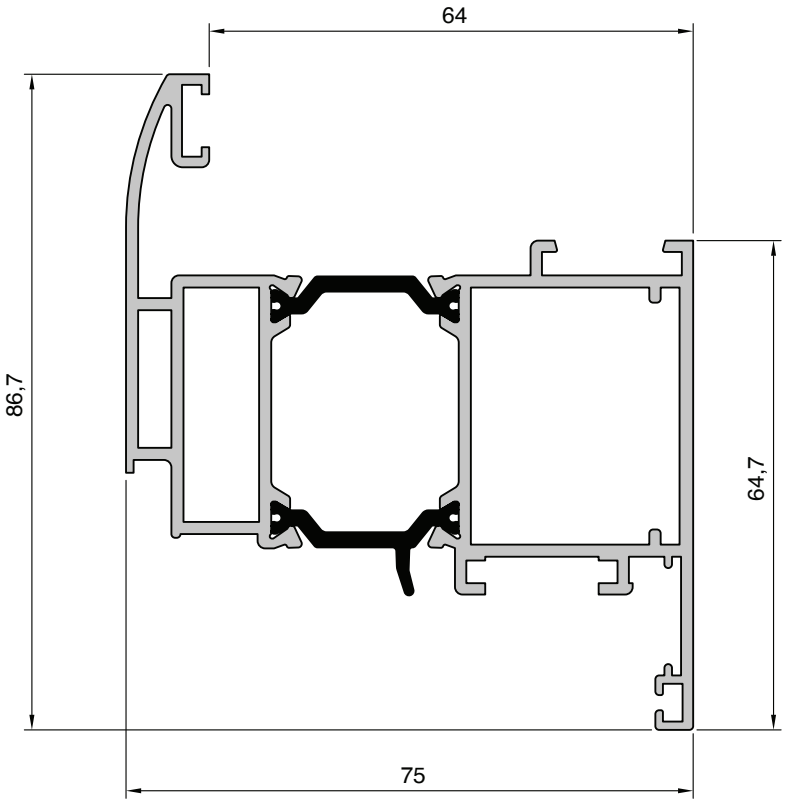

Escala 1:1

A.165.320

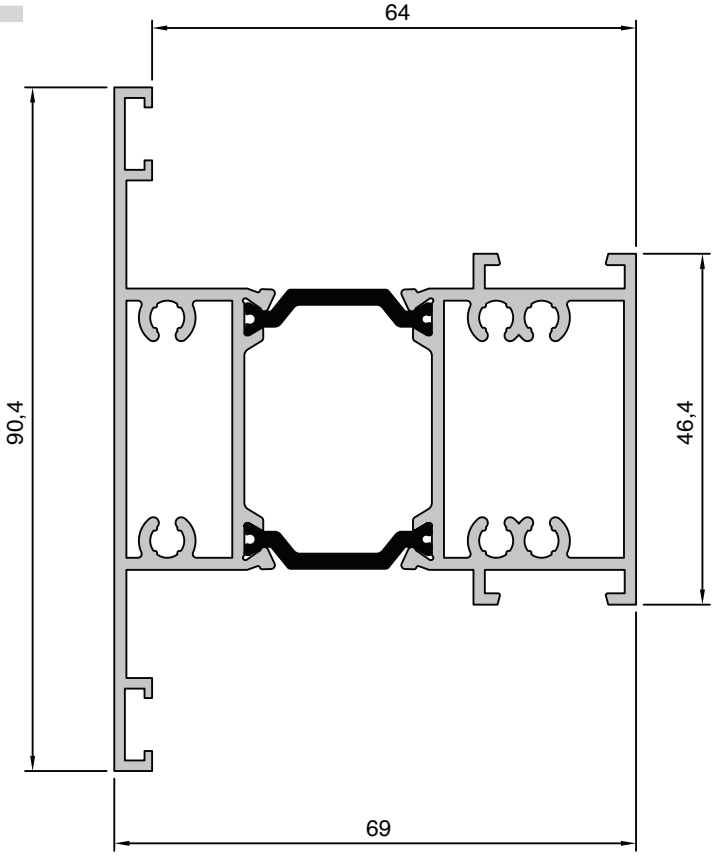

A.165.340

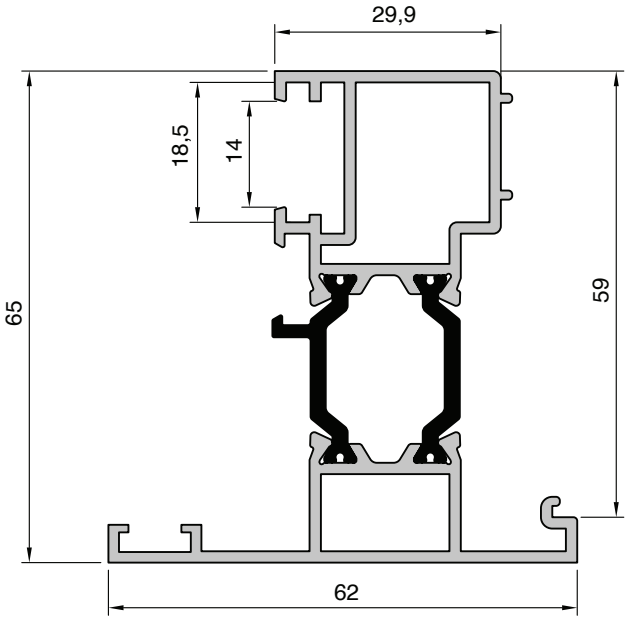

Escala 1:1

Produto 6
Características Técnicas 8
Perfis 18
Secções 44
Tipologias Construtivas 66
Instruções Fabrico 134
Instruções Montagem 142
Acessórios 148

A.165.060

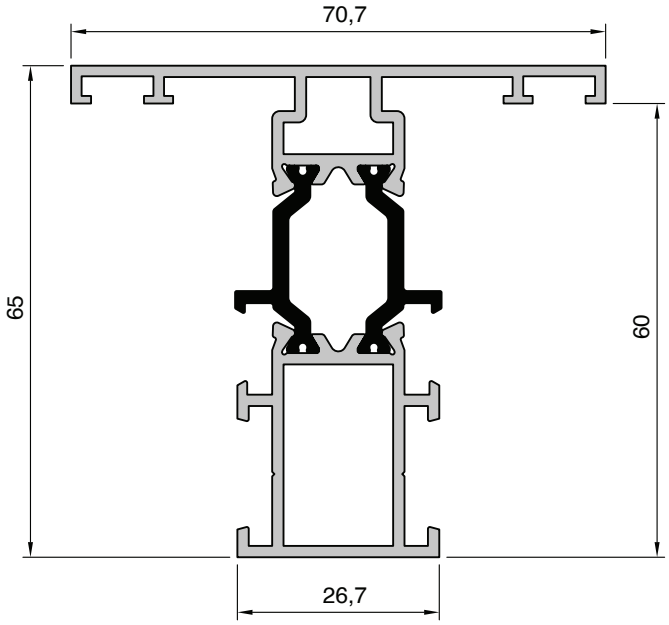

A.165.070

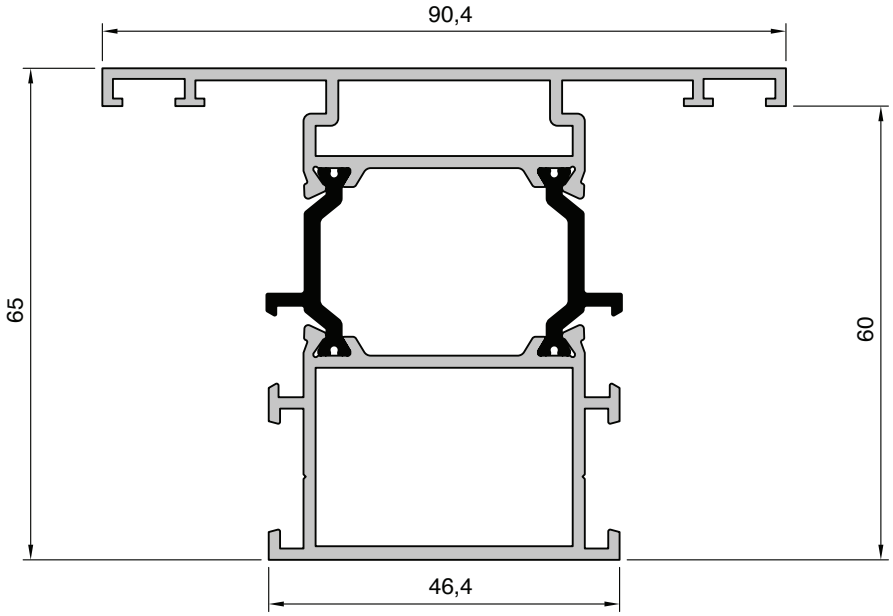

Escala 1:1

A.165.080

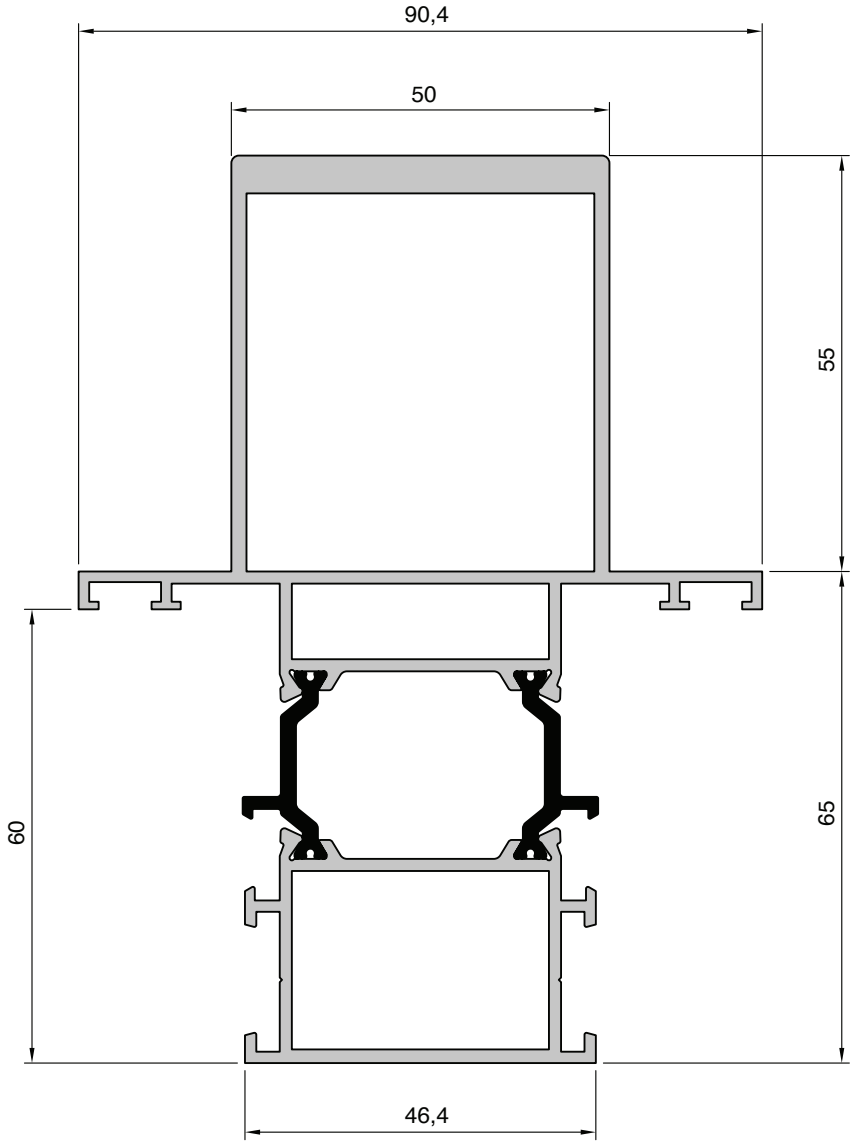

Escala 1:1

Produto 6
Características Técnicas 8
Perfis 18
Secções 44
Tipologias Construtivas 66
Instruções Fabrico 134
Instruções Montagem 142
Acessórios 148

A.165.260

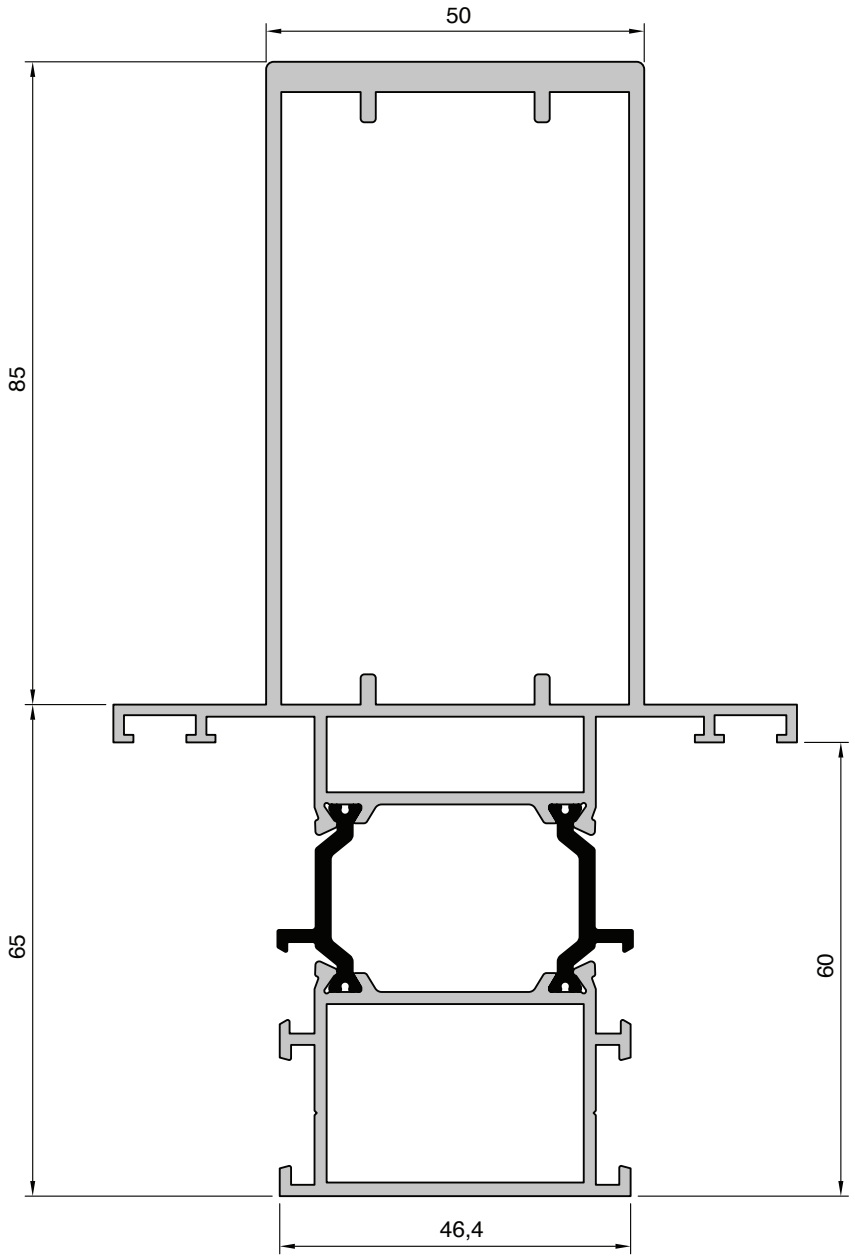

Escala 1:1

A.165.130

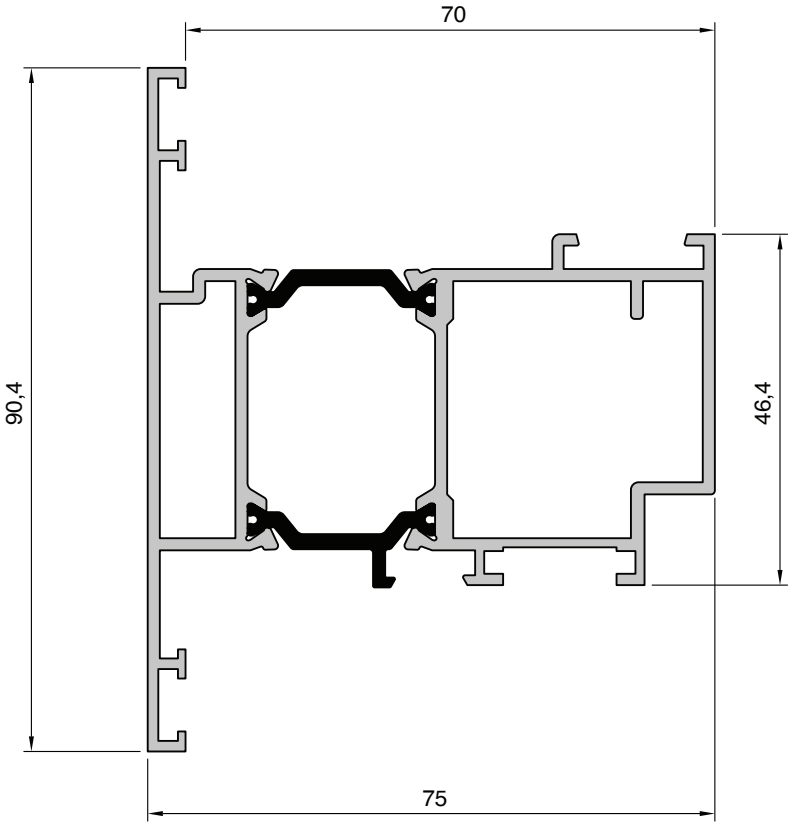

A.165.140

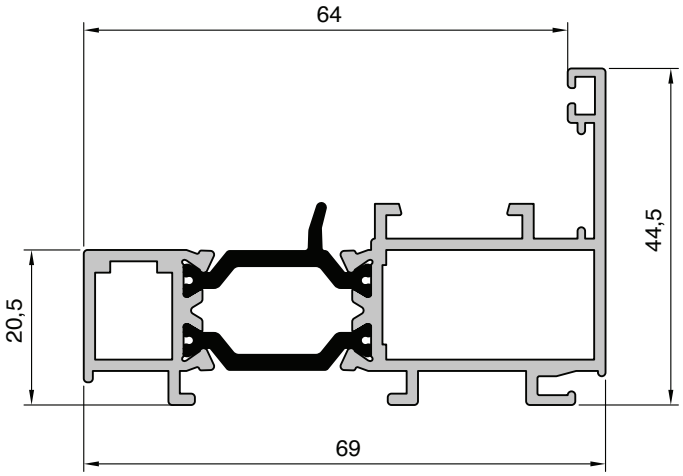

Escala 1:1

Produto 6
Características Técnicas 8
Perfis 18
Secções 44
Tipologias Construtivas 66
Instruções Fabrico 134
Instruções Montagem 142
Acessórios 148

A.165.170

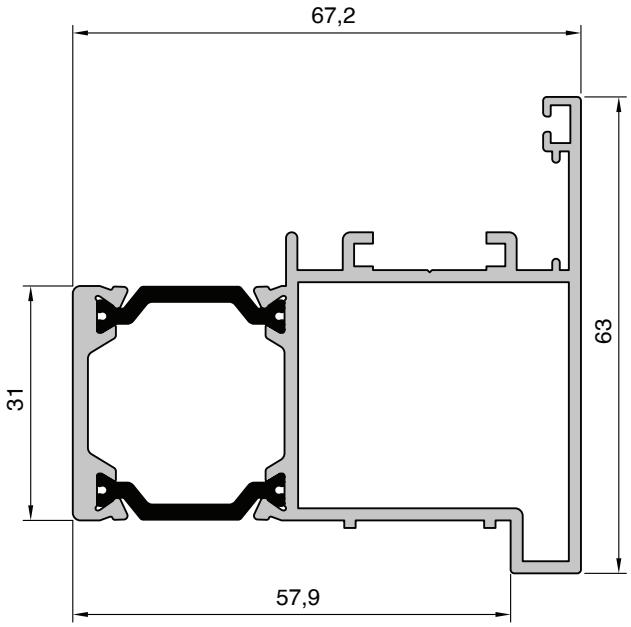

Escala 1:1

A.055.080

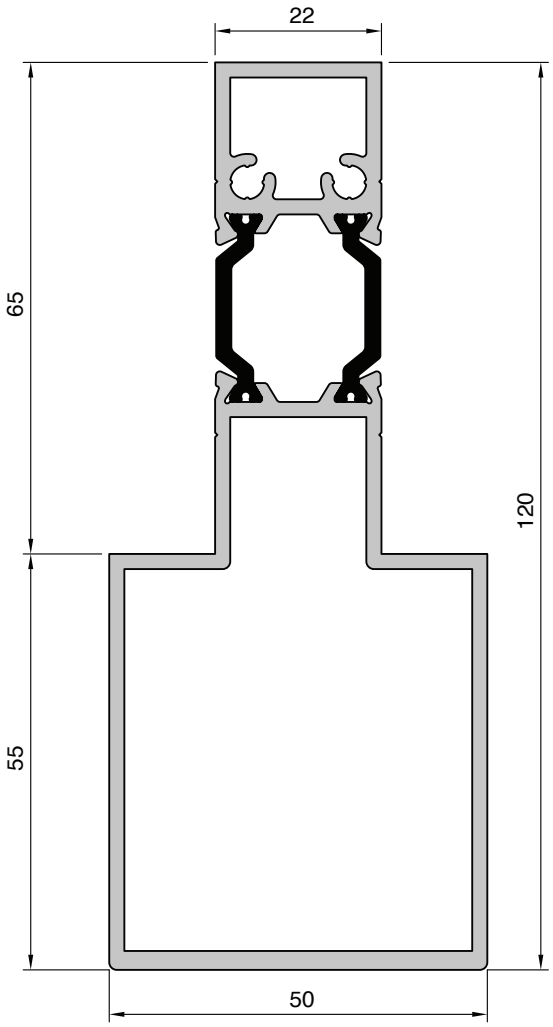

Escala 1:1

Produto 6
Características Técnicas 8
Perfis 18
Secções 44
Tipologias Construtivas 66
Instruções Fabrico 134
Instruções Montagem 142
Acessórios 148

A.055.100

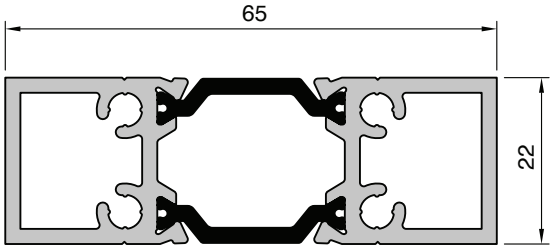

A.080.029

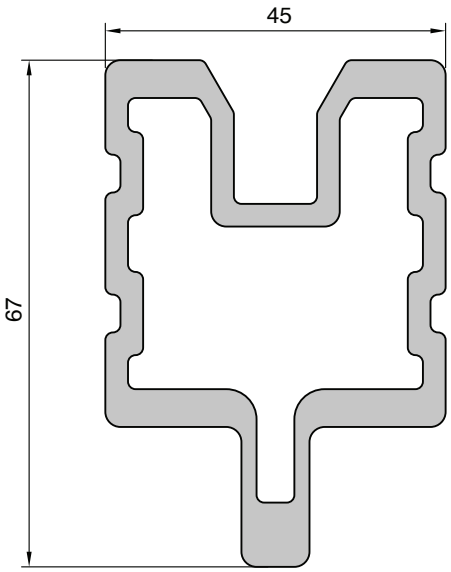

Escala 1:1

B.055.580

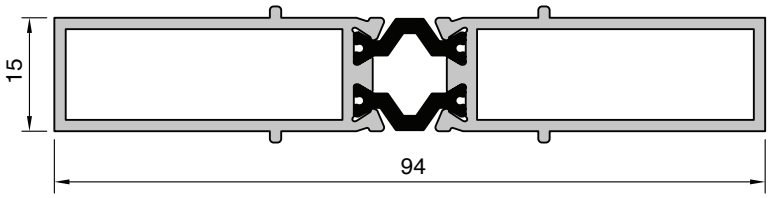

B.095.080

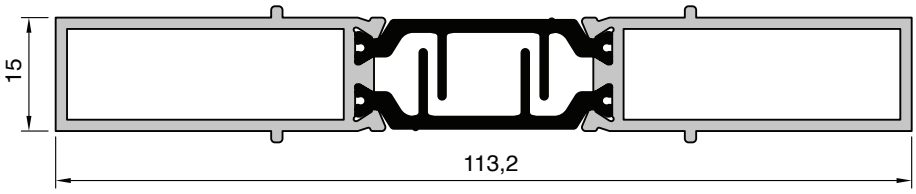

B.150.030

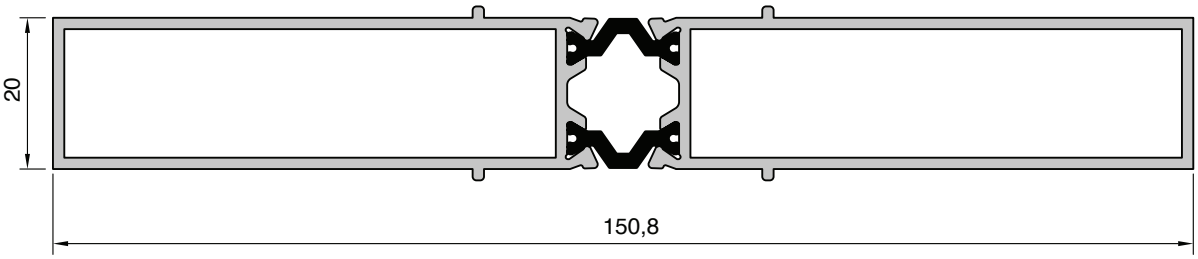

Escala 1:1

Produto 6
Características Técnicas 8
Perfis 18
Secções 44
Tipologias Construtivas 66
Instruções Fabrico 134
Instruções Montagem 142
Acessórios 148

F.009.135

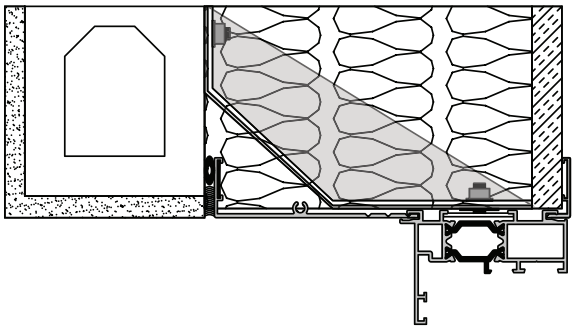

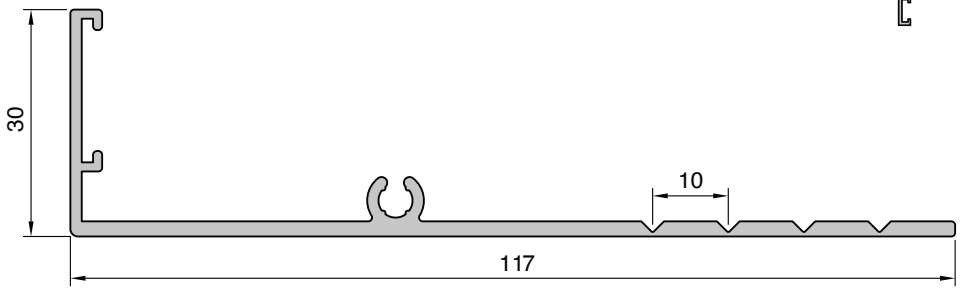

F.009.137

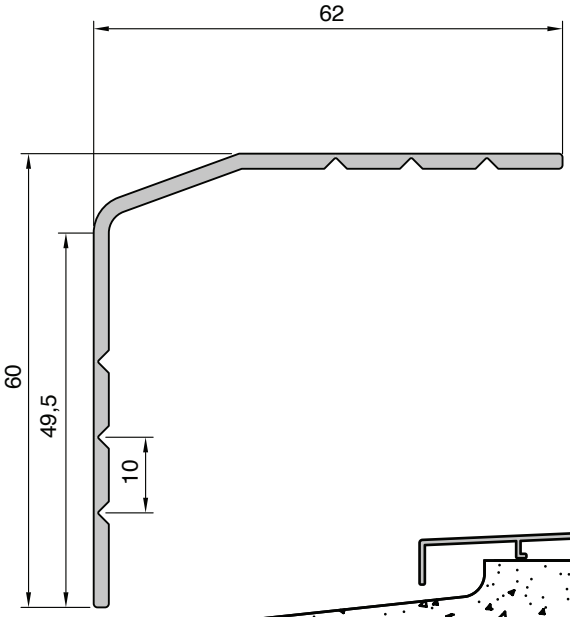

F.009.138

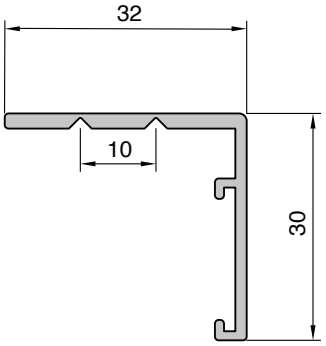

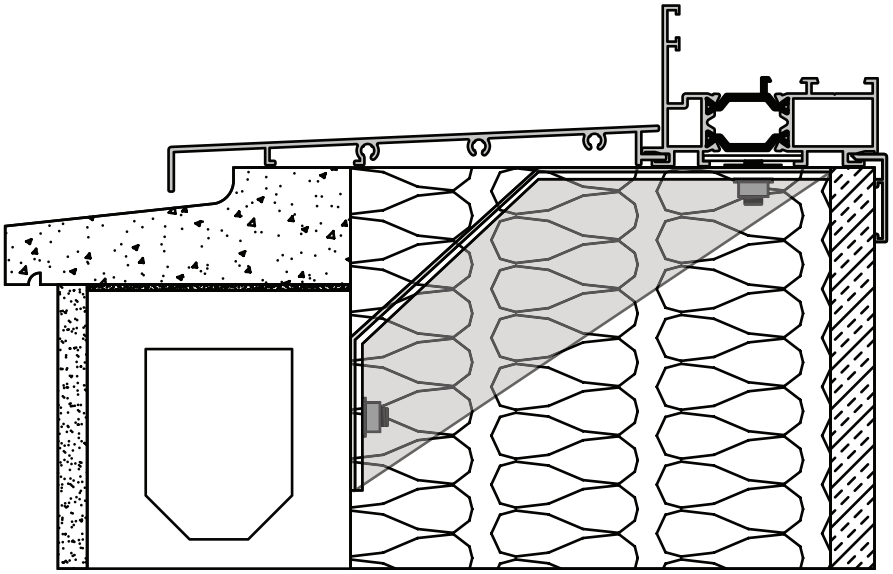

Escala 1:1

F.009.136

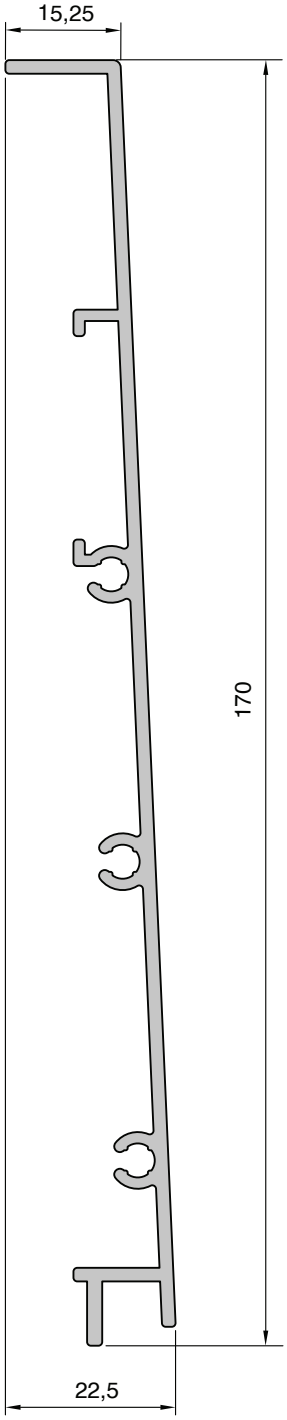

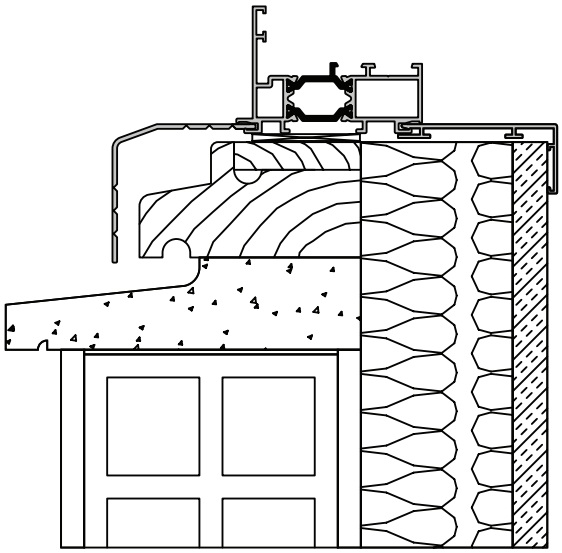

Escala 1:1

Produto 6
Características Técnicas 8
Perfis 18
Secções 44
Tipologias Construtivas 66
Instruções Fabrico 134
Instruções Montagem 142
Acessórios 148

F.009.155

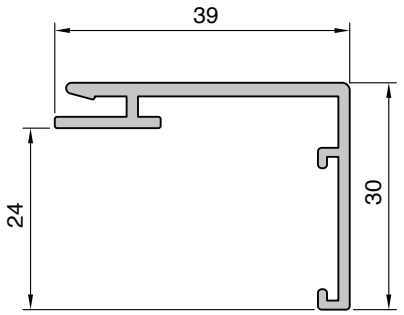

F.009.156

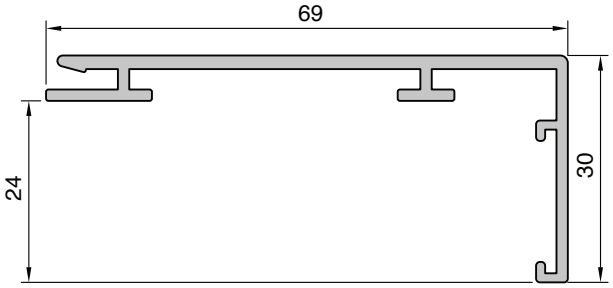

F.009.157

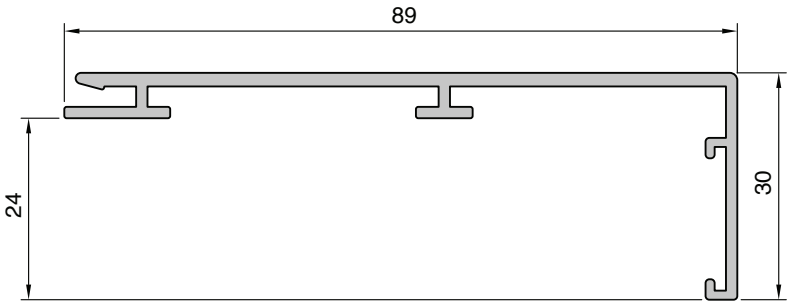

Escala 1:1

Produto 6
Características Técnicas 8
Perfis 18
Secções 44
Tipologias Construtivas 66
Instruções Fabrico 134
Instruções Montagem 142
Acessórios 148

A.040.004

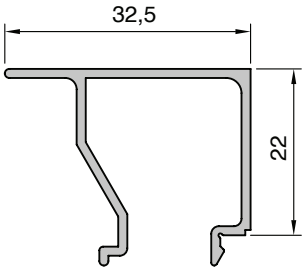

A.040.025

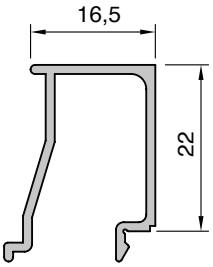

A.040.026

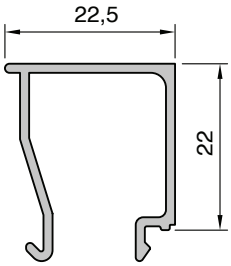

A.040.039

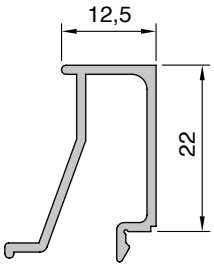

A.040.050

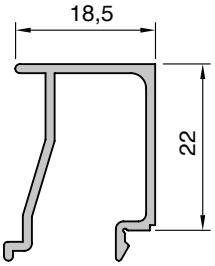

A.040.069

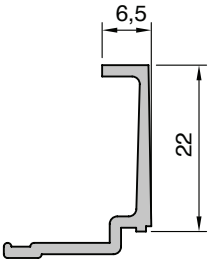

A.040.070

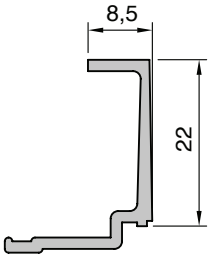

A.040.107

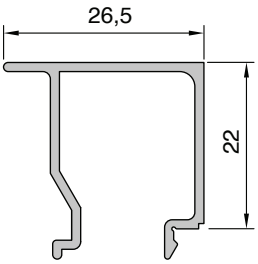

A.040.110

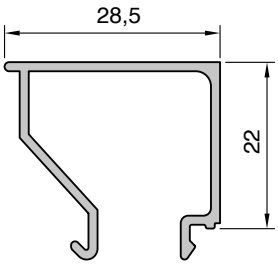

Escala 1:1

A.040.133

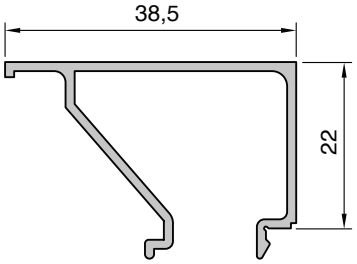

A.040.140

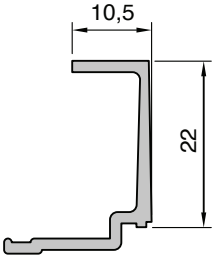

A.040.141

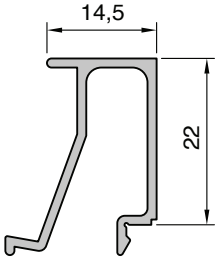

A.040.142

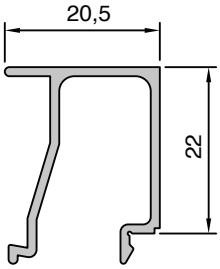

A.040.143

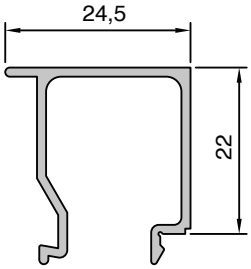

A.040.144

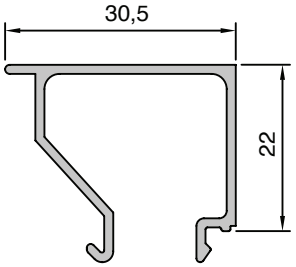

A.040.146

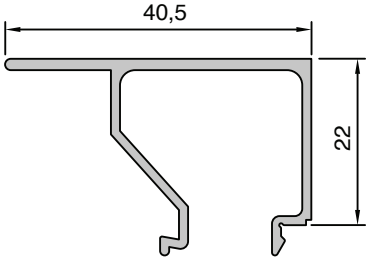

A.040.147

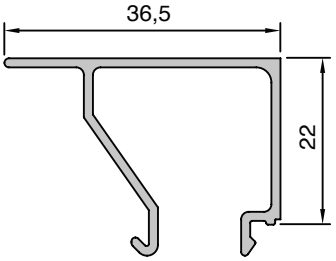

Escala 1:1

A.165.090

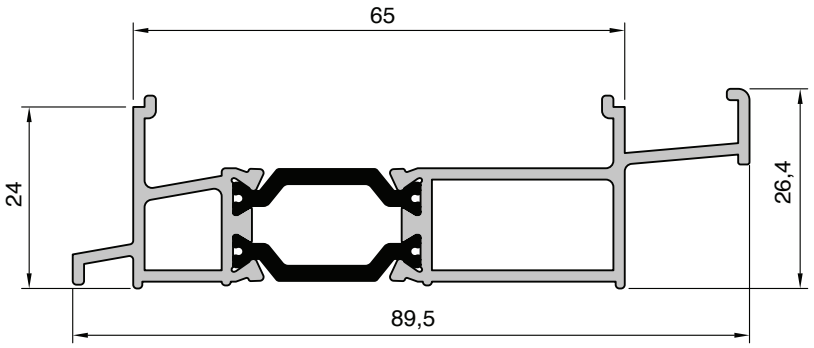

A.165.360

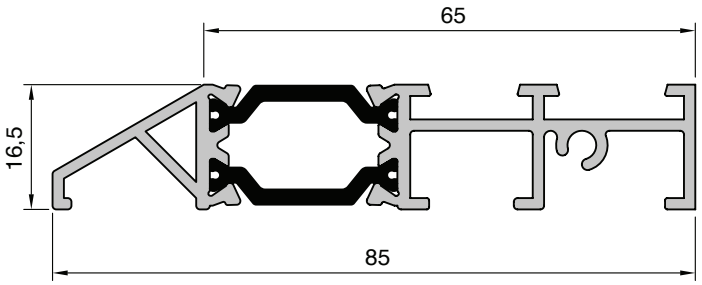

Escala 1:1

Produto 6
Características Técnicas 8
Perfis 18
Secções 44
Tipologias Construtivas 66
Instruções Fabrico 134
Instruções Montagem 142
Acessórios 148

A.165.210

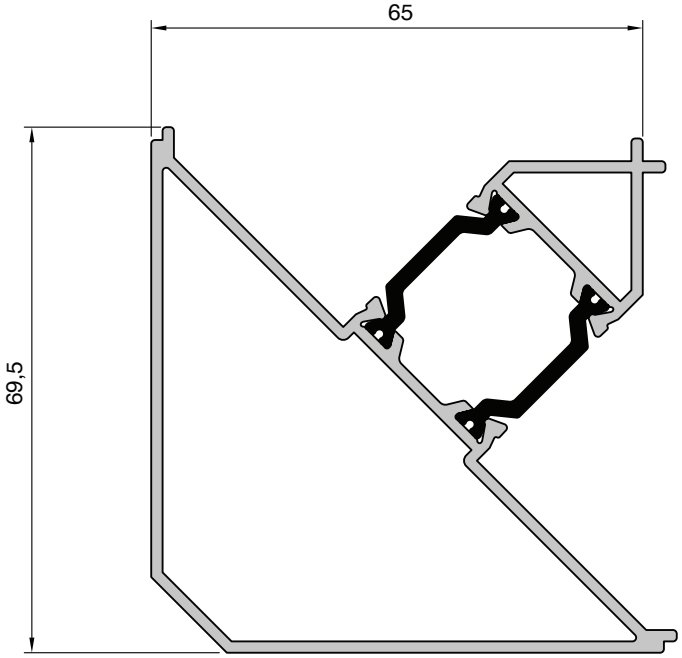

Escala 1:1

A.100.013

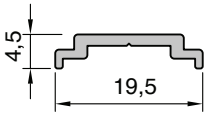

A.100.023

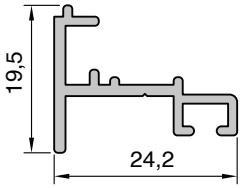

A.040.048

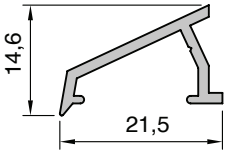

A.055.015

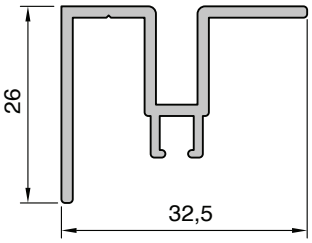

F.009.139

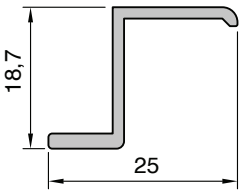

F.010.140

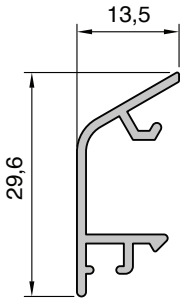

Escala 1:1

Produto 6
Características Técnicas 8
Perfis 18
Secções 44
Tipologias Construtivas 66
Instruções Fabrico 134
Instruções Montagem 142
Acessórios 148

Extrusal

04 SECÇÕES

medidas em mm

escala 1.1

A
C
B

DG
F
EH

IJ

L

M

NO

P
Q

R
S

T

extrusal

SECÇÃO A
JANELA ABRIR
A.165

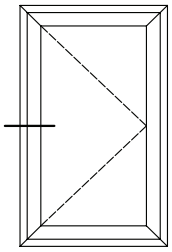

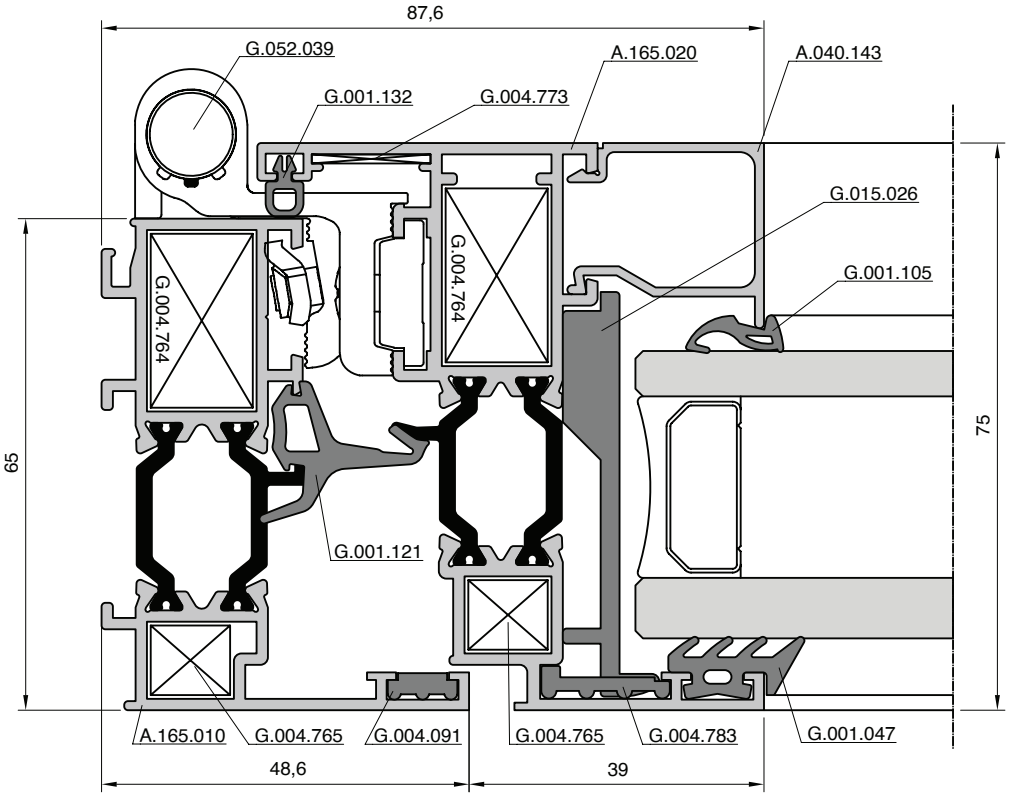

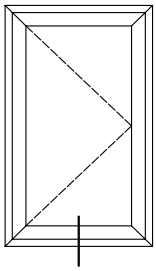

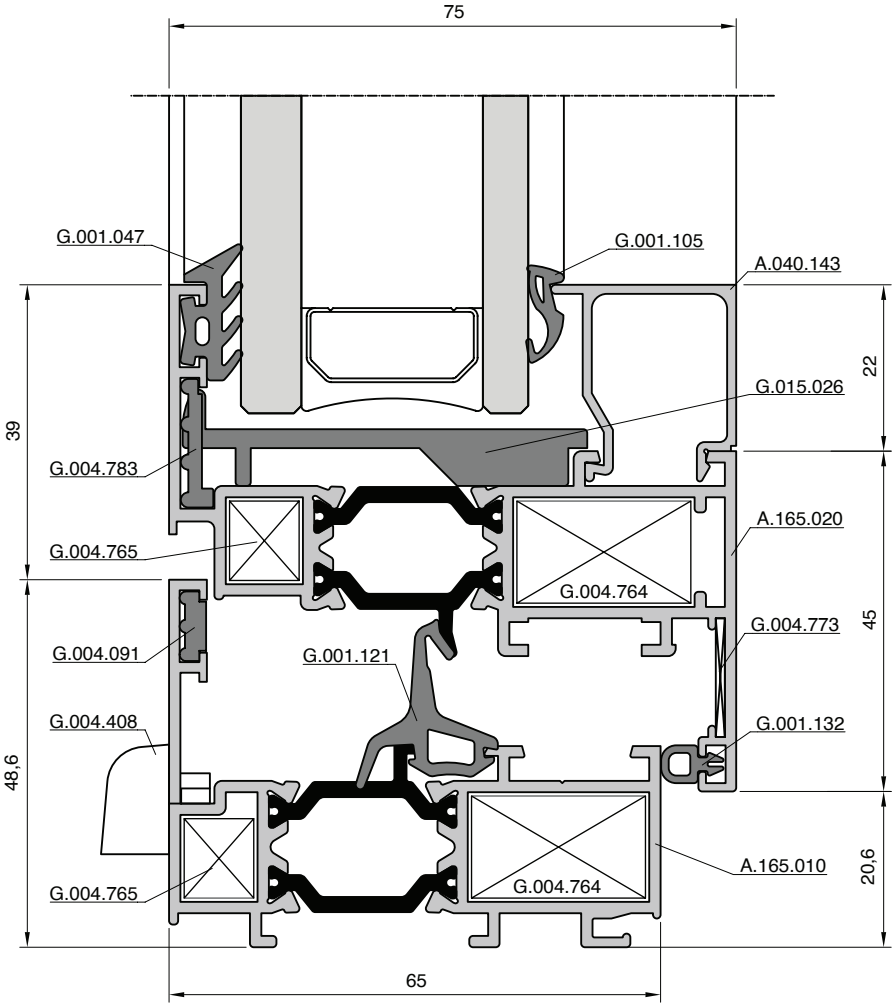

Produto 6
Características Técnicas 8
Perfis 18
Secções 44
Tipologias Construtivas 66
Instruções Fabrico 134
Instruções Montagem 142
Acessórios 148

SECÇÃO C
JANELA ABRIR
A.165

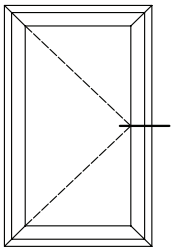

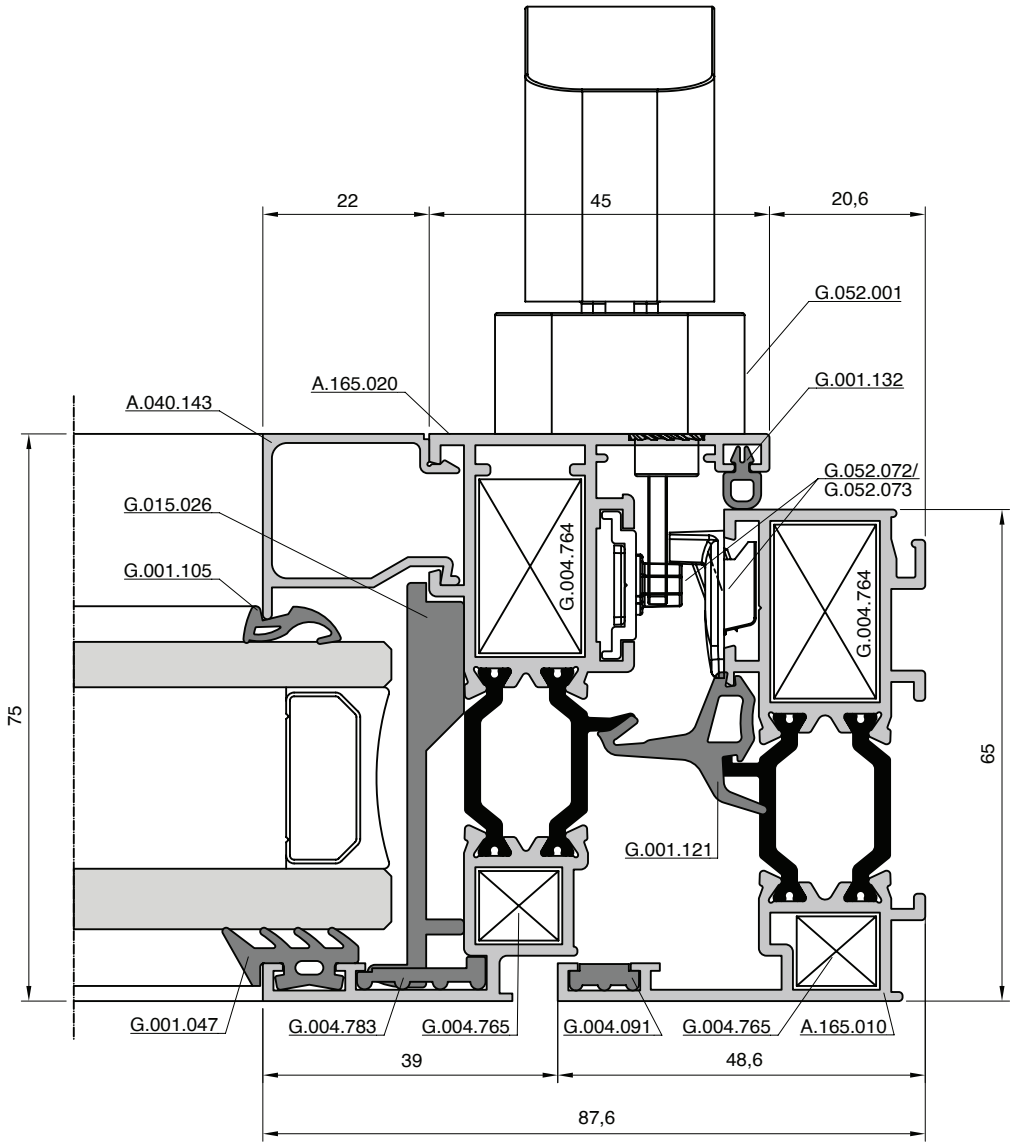

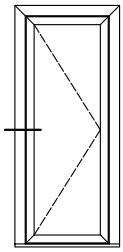

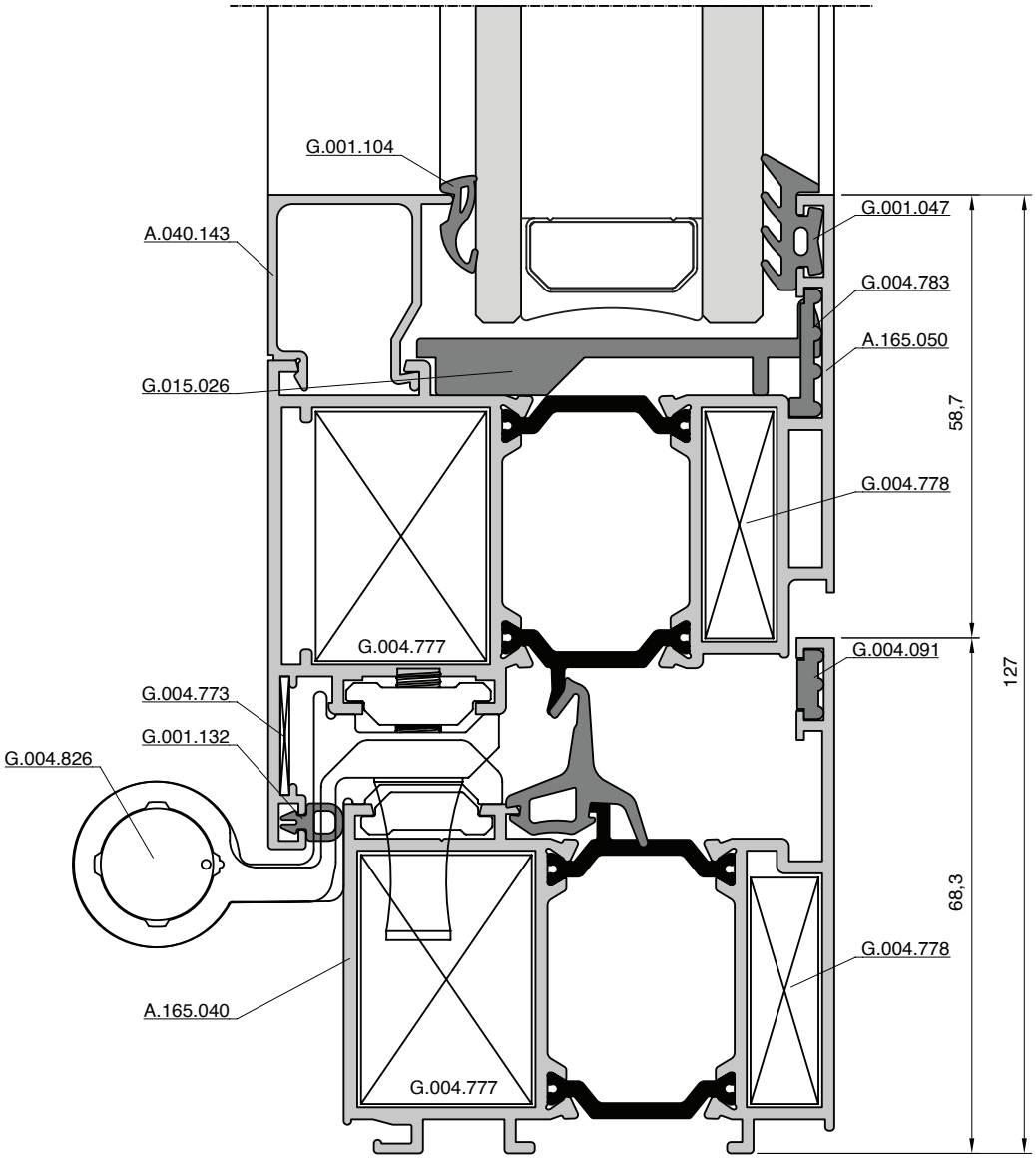

Produto 6
Características Técnicas 8
Perfis 18
Secções 44
Tipologias Construtivas 66
Instruções Fabrico 134
Instruções Montagem 142
Acessórios 148

SECÇÃO E PORTA
A.165

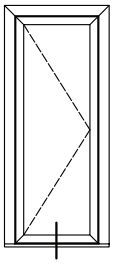

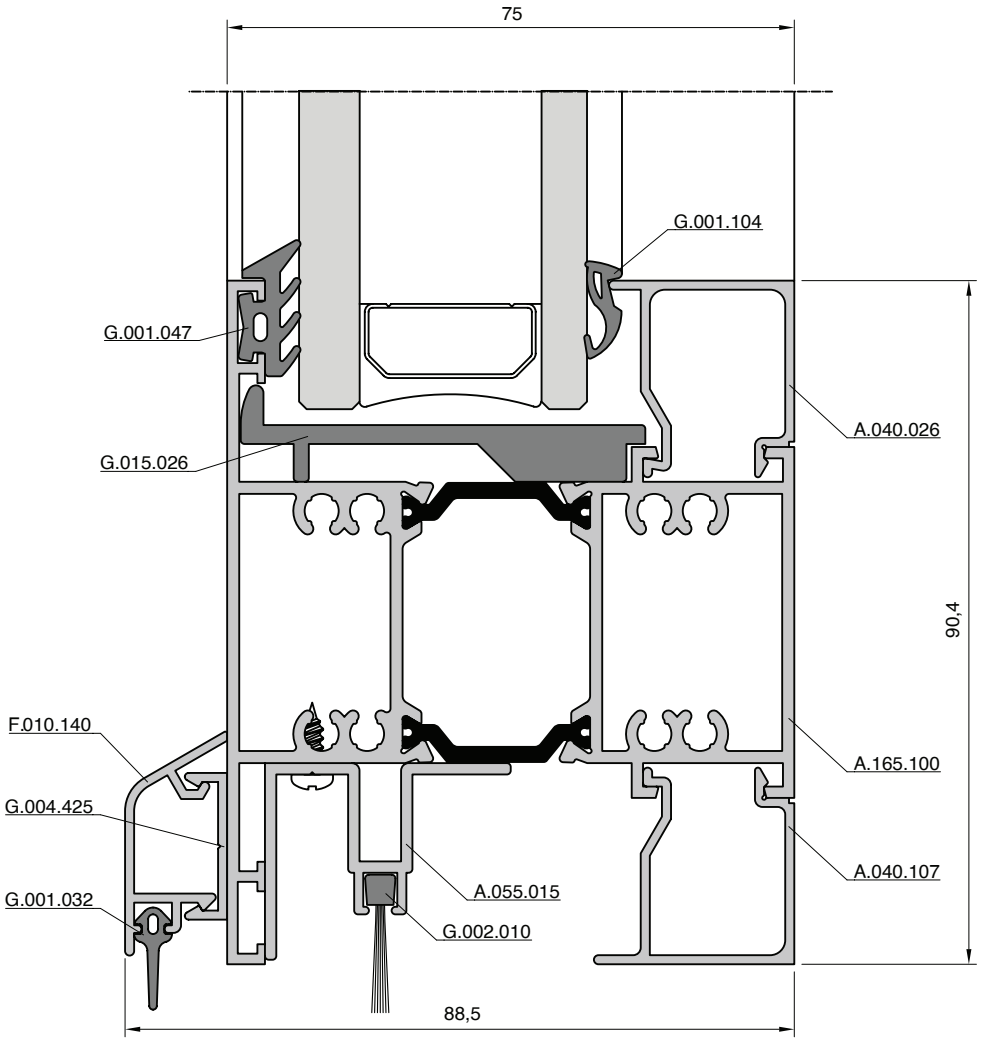

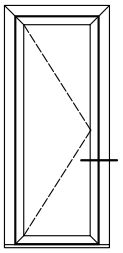

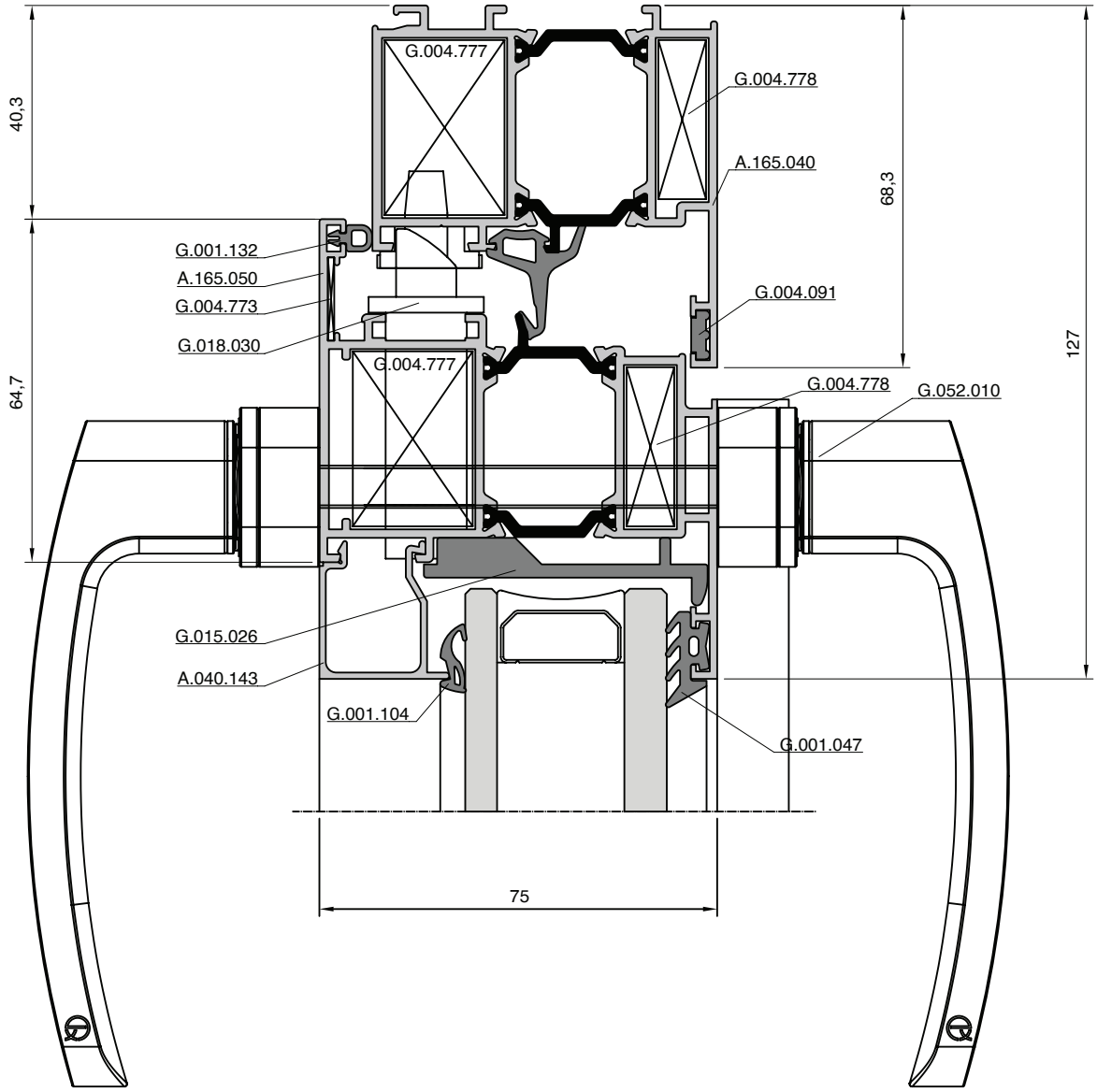

Produto 6
Características Técnicas 8
Perfis 18
Secções 44
Tipologias Construtivas 66
Instruções Fabrico 134
Instruções Montagem 142
Acessórios 148

SECÇÃO G
PORTA - ABERTURA EXTERIOR
A.165

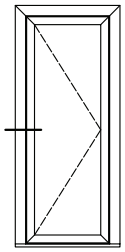

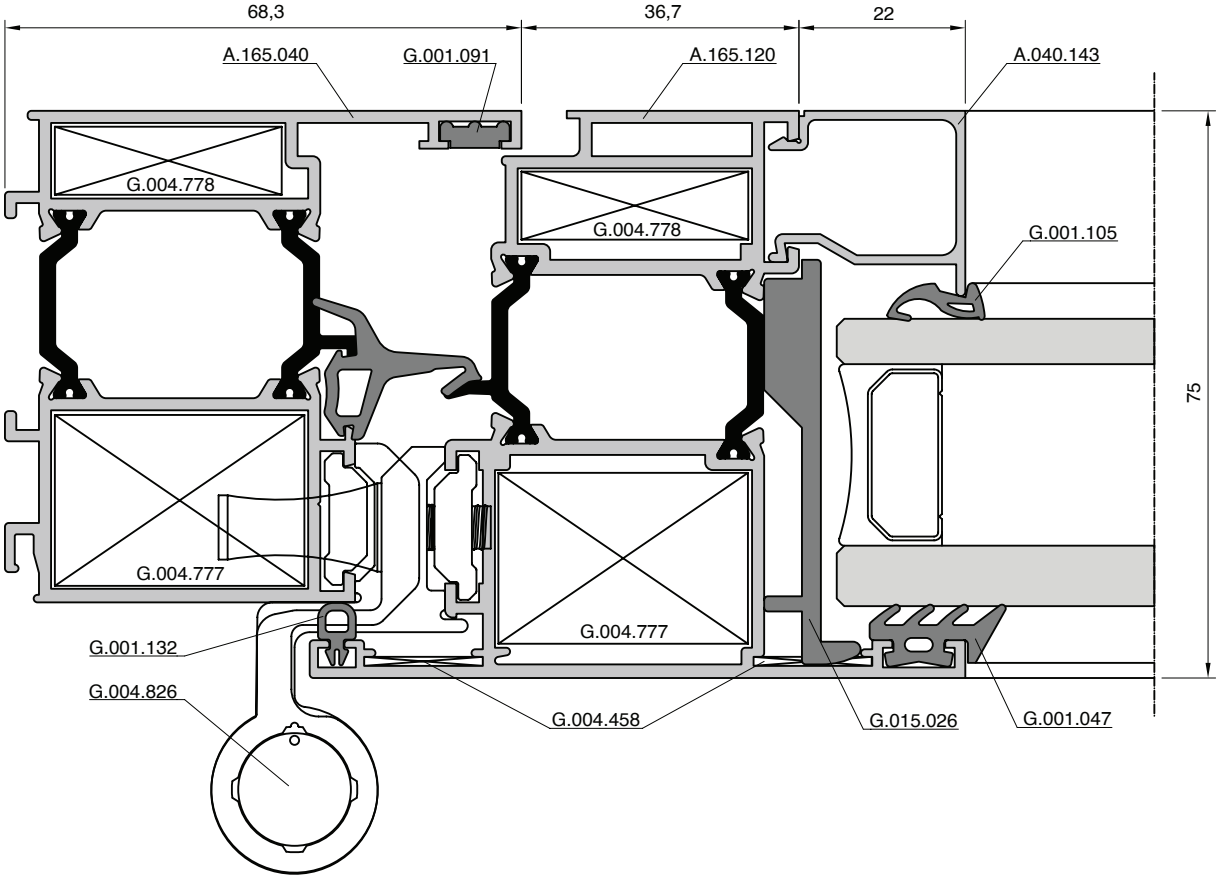

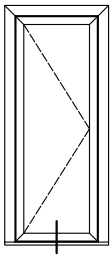

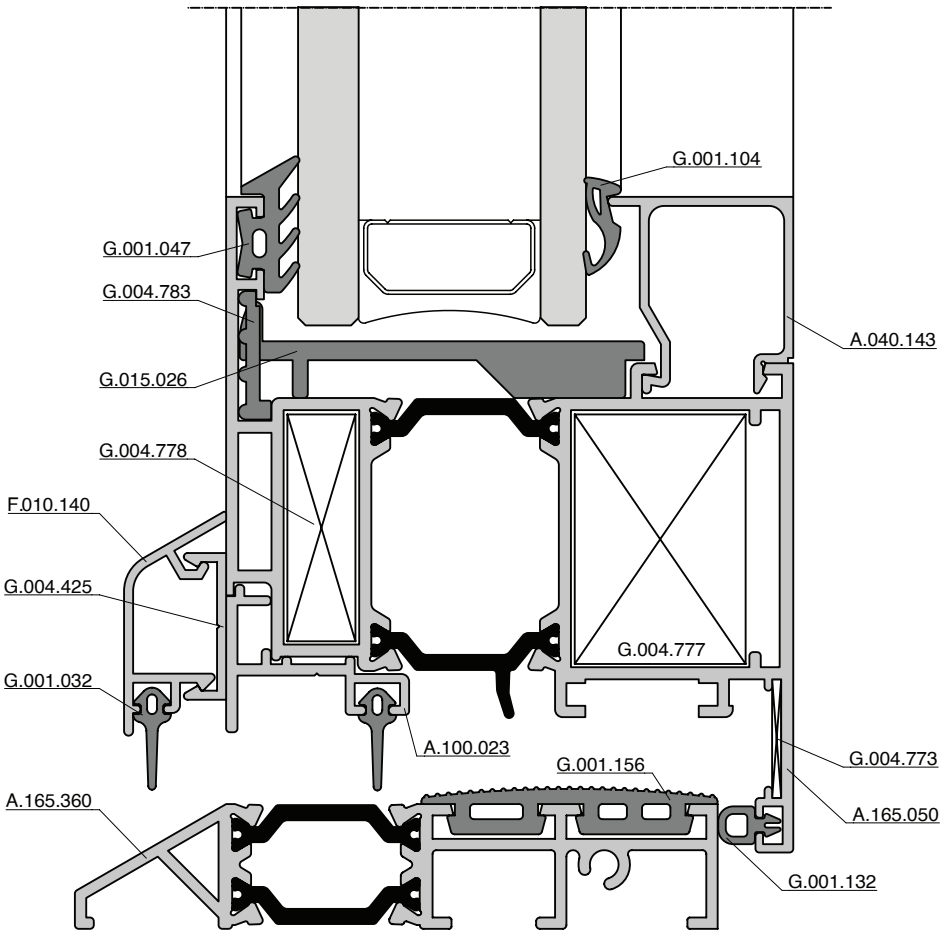

Produto 6
Características Técnicas 8
Perfis 18
Secções 44
Tipologias Construtivas 66
Instruções Fabrico 134
Instruções Montagem 142
Acessórios 148



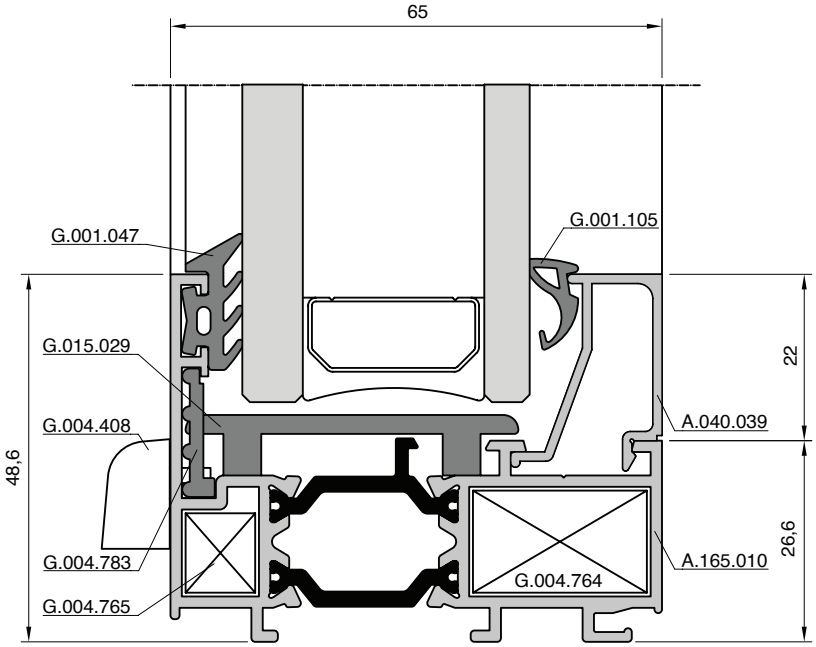
65
G.001.047
G.001.105
G.015.029
G.004.408
48,6
22
A.040.039
26,6
A.165.010
G.004.783
G.004.764
G.004.765



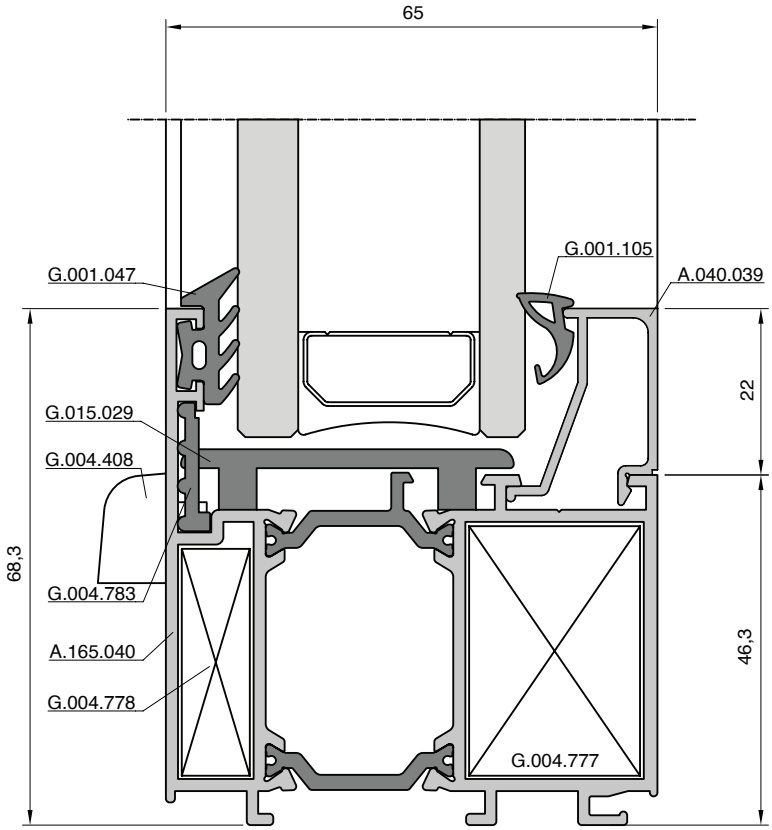

Produto 6
Características Técnicas 8
Perfis 18
Secções 44
Tipologias Construtivas 66
Instruções Fabrico 134
Instruções Montagem 142
Acessórios 148

SECÇÃO L
SACADA C/ ENVIDRAÇADO FIXO
A.165

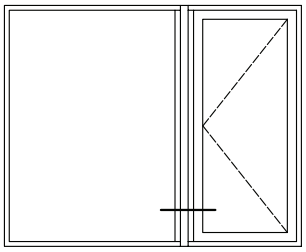

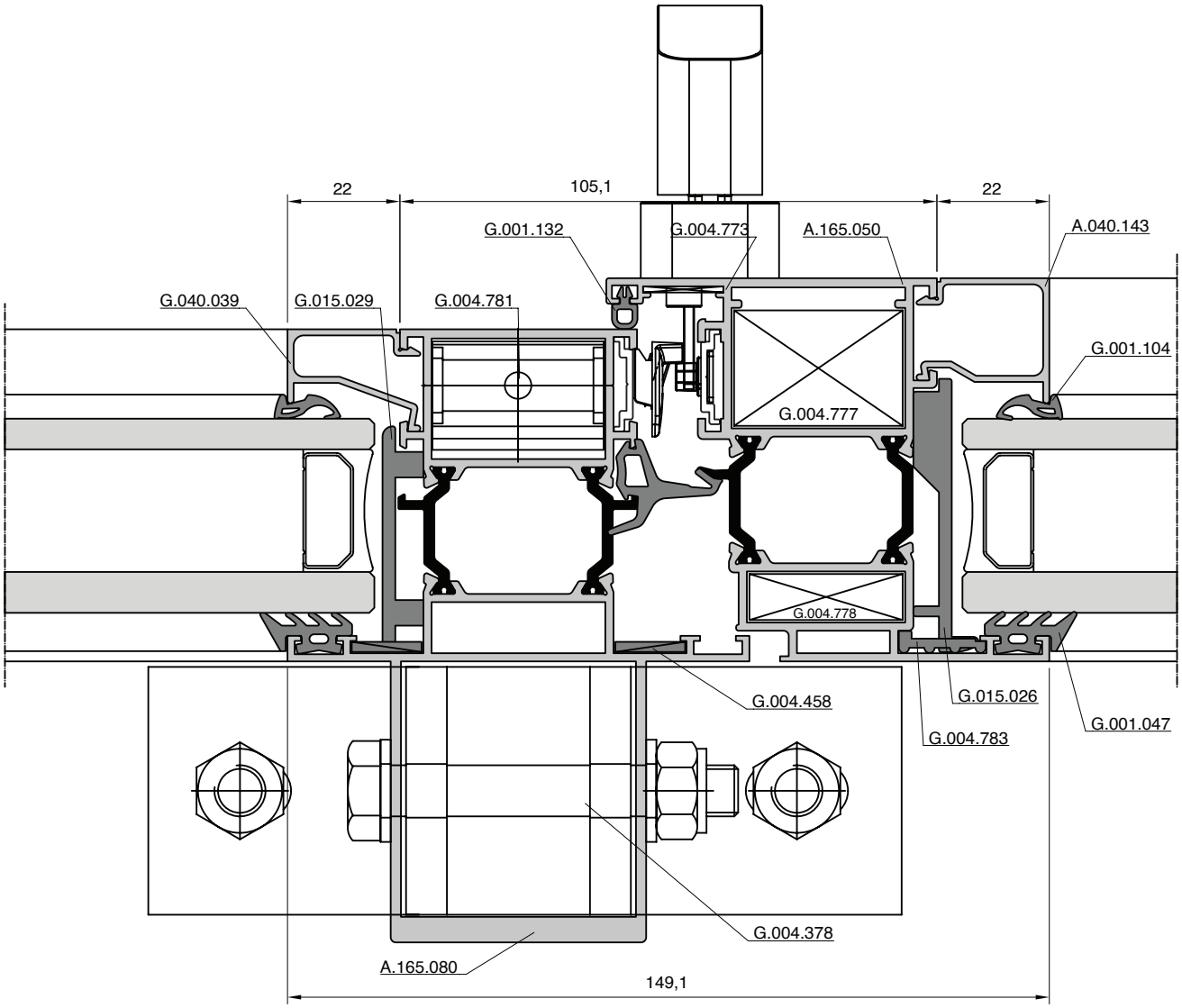

escala 3:4

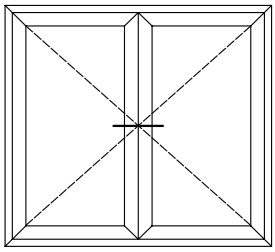

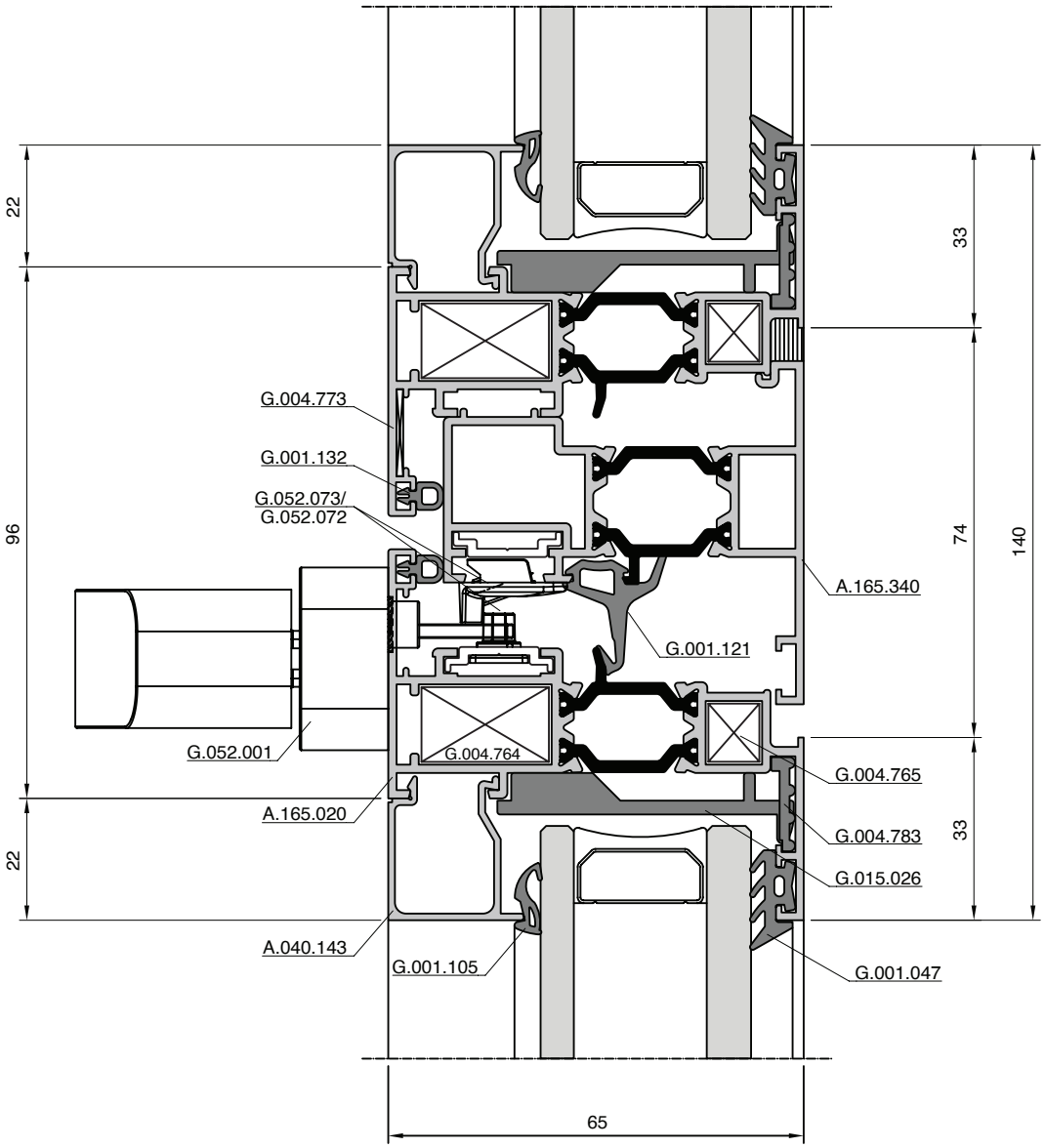

escala 3:4

Produto 6
Características Técnicas 8
Perfis 18
Secções 44
Tipologias Construtivas 66
Instruções Fabrico 134
Instruções Montagem 142
Acessórios 148

SECÇÃO N
PORTA DUAS FOLHAS
A.165

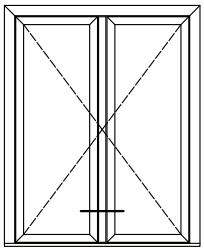

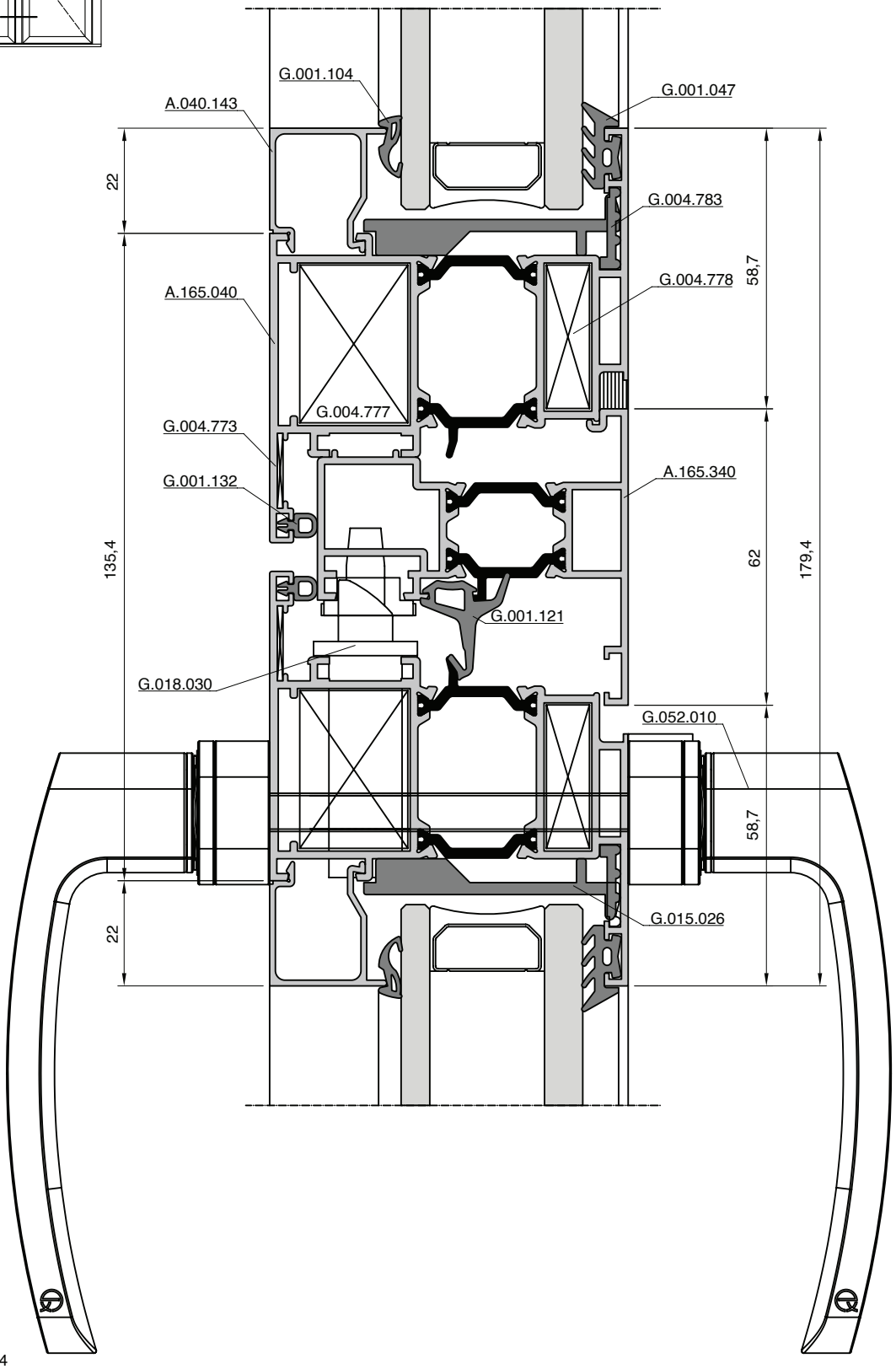

escala 3:4

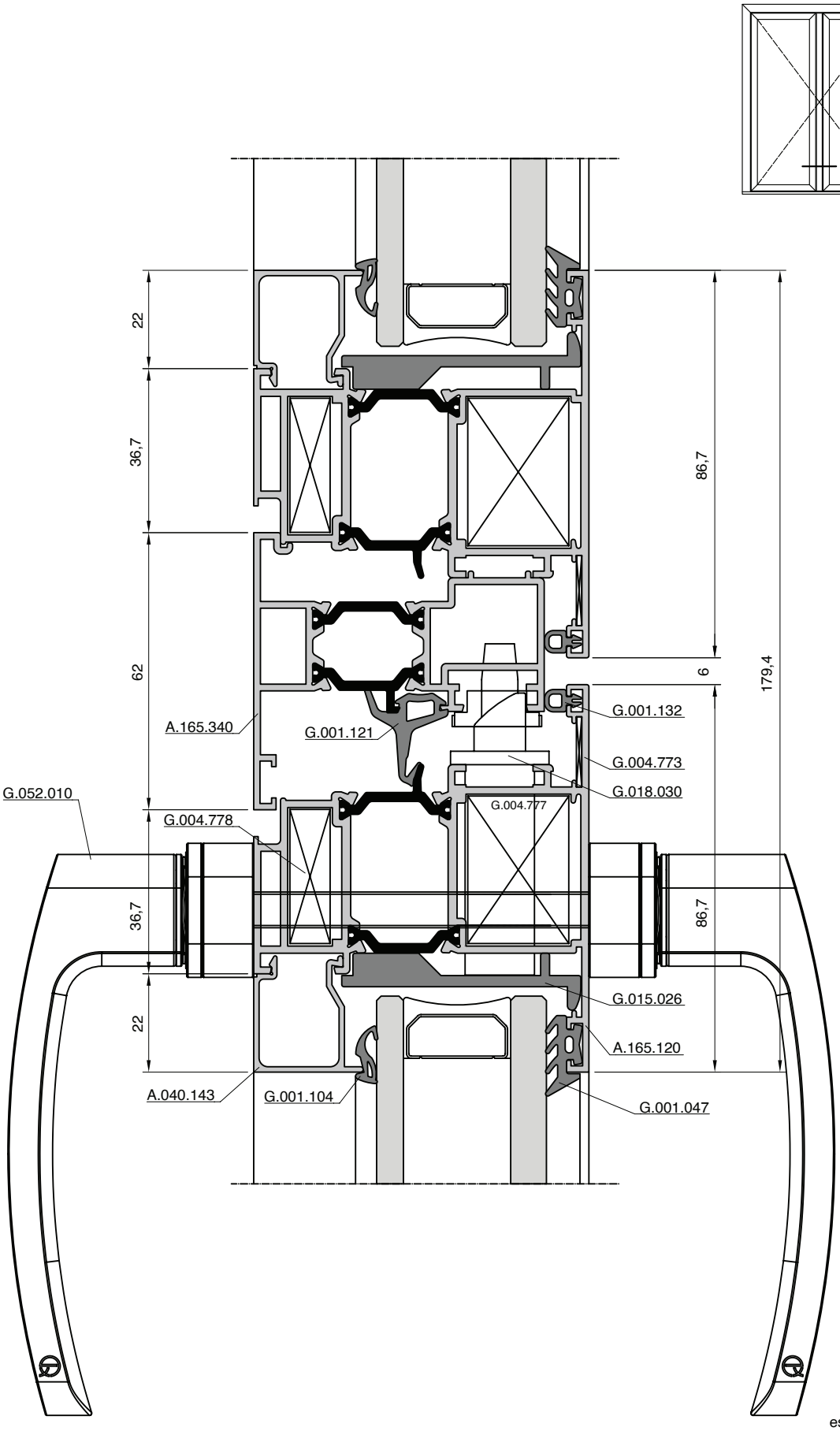

escala 3:4

Produto 6
Características Técnicas 8
Perfis 18
Secções 44
Tipologias Construtivas 66
Instruções Fabrico 134
Instruções Montagem 142
Acessórios 148

SECÇÃO P
PIVOTANTE
A.165

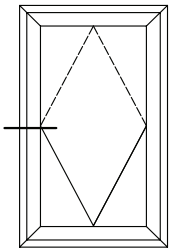

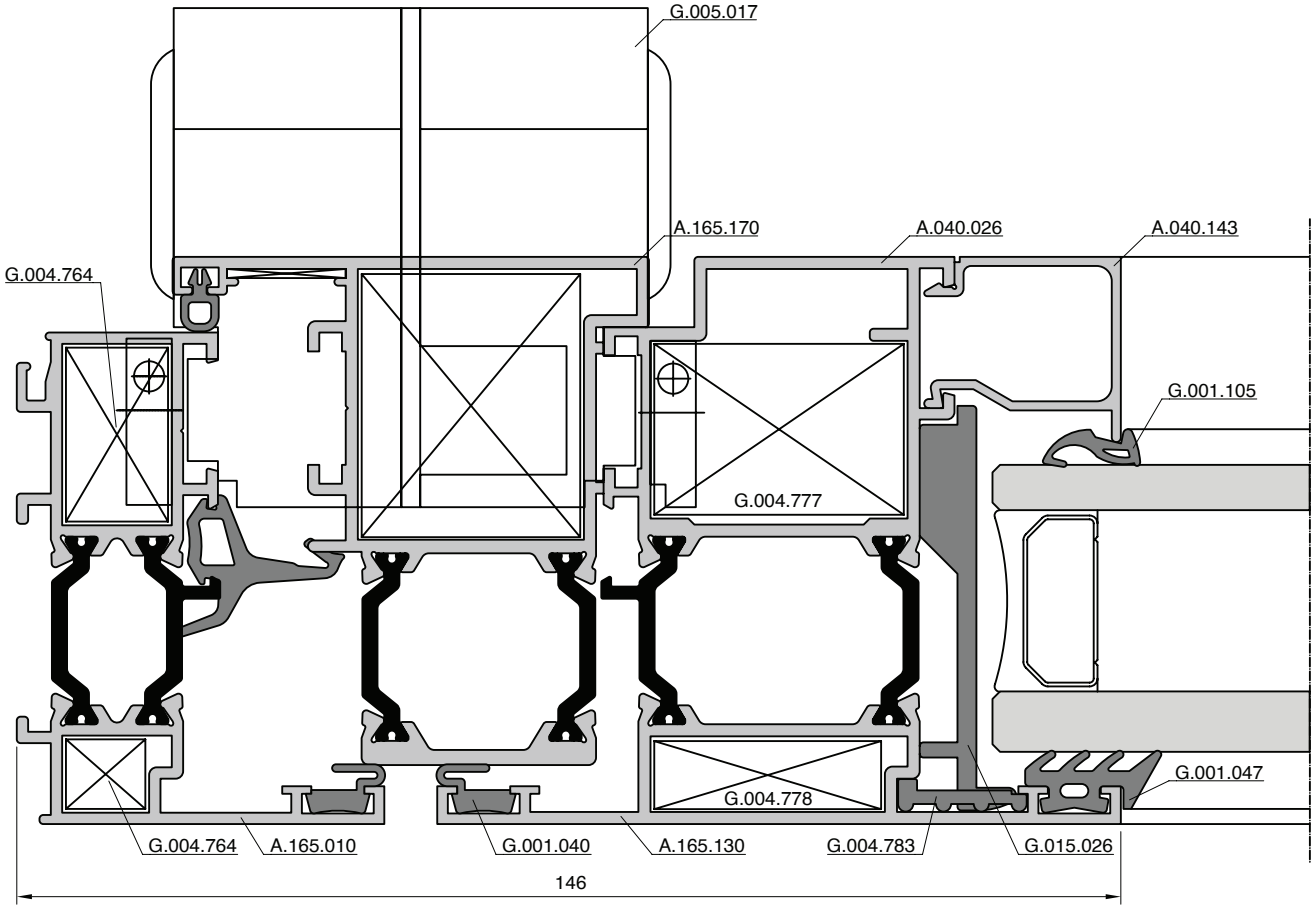

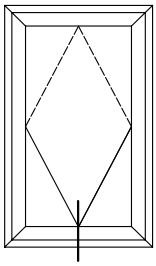

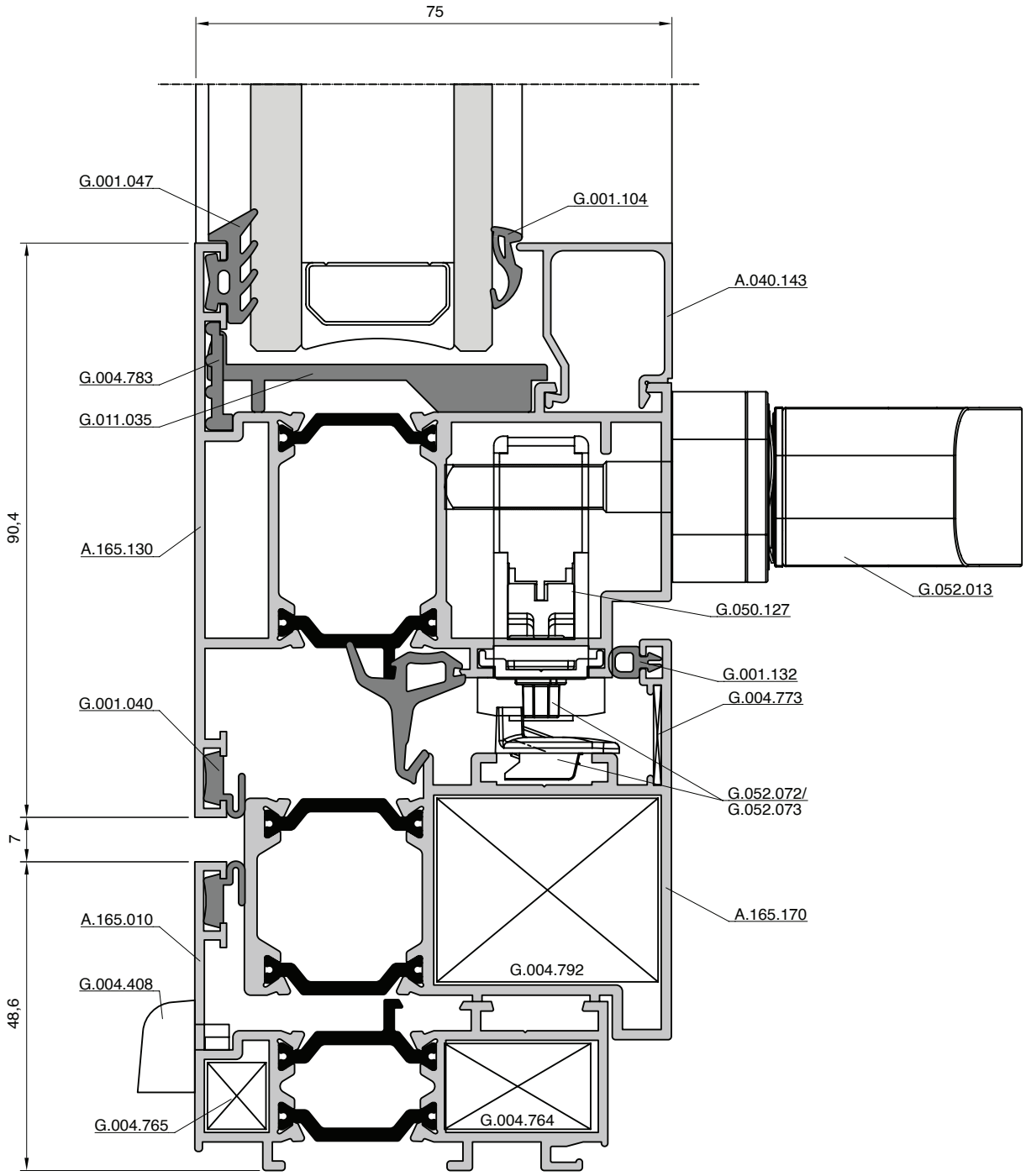

Produto 6
Características Técnicas 8
Perfis 18
Secções 44
Tipologias Construtivas 66
Instruções Fabrico 134
Instruções Montagem 142
Acessórios 148

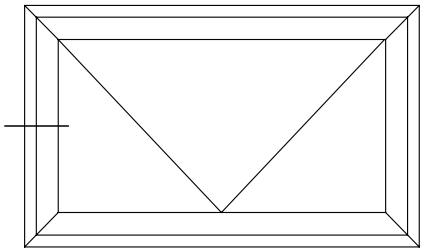

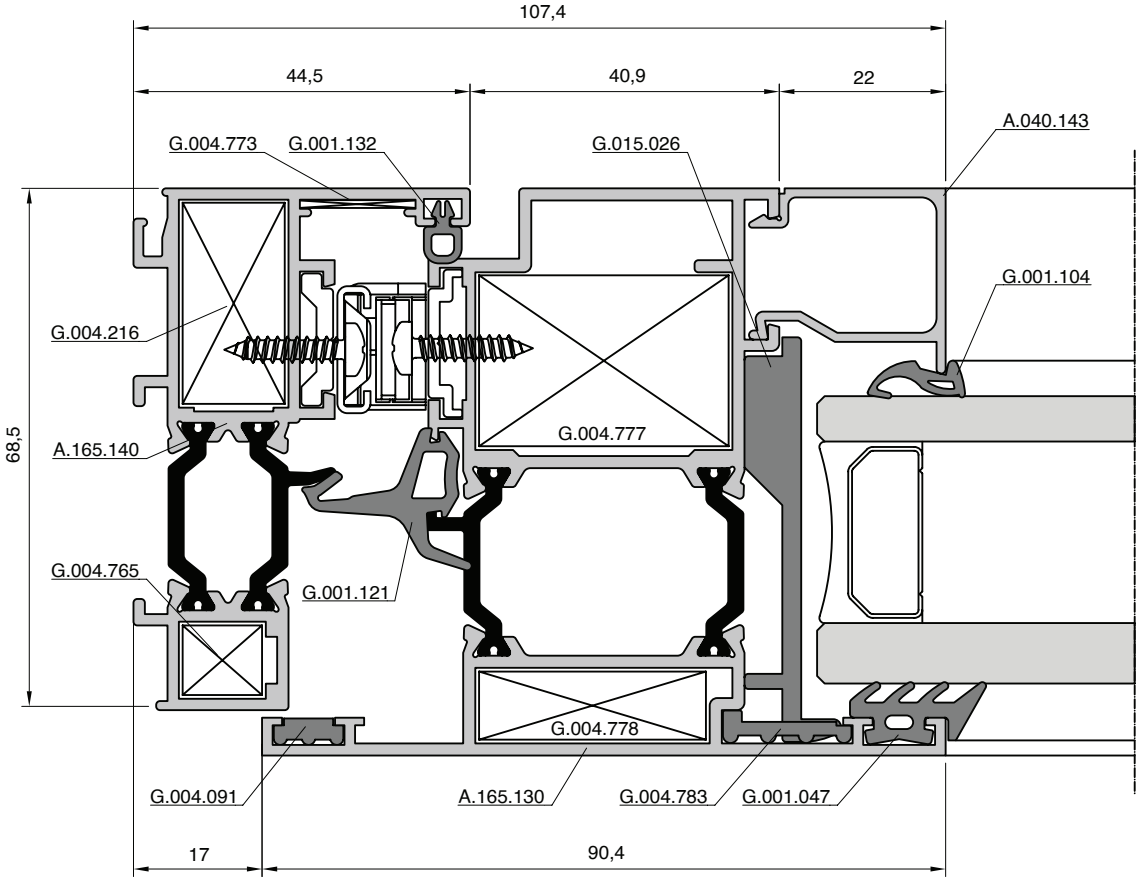
107,4
44,5
40,9
22
A.040.143
G.004.773
G.001.132
G.015.026
G.001.104
G.004.216
68,5
A.165.140
G.004.777
G.004.765
G.001.121
G.004.778
G.004.091
A.165.130
G.004.783
G.001.047
17
90,4

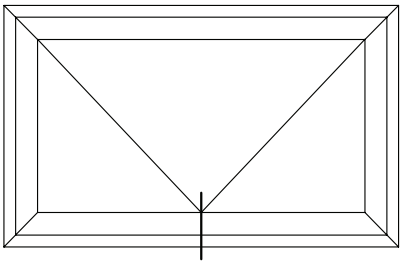

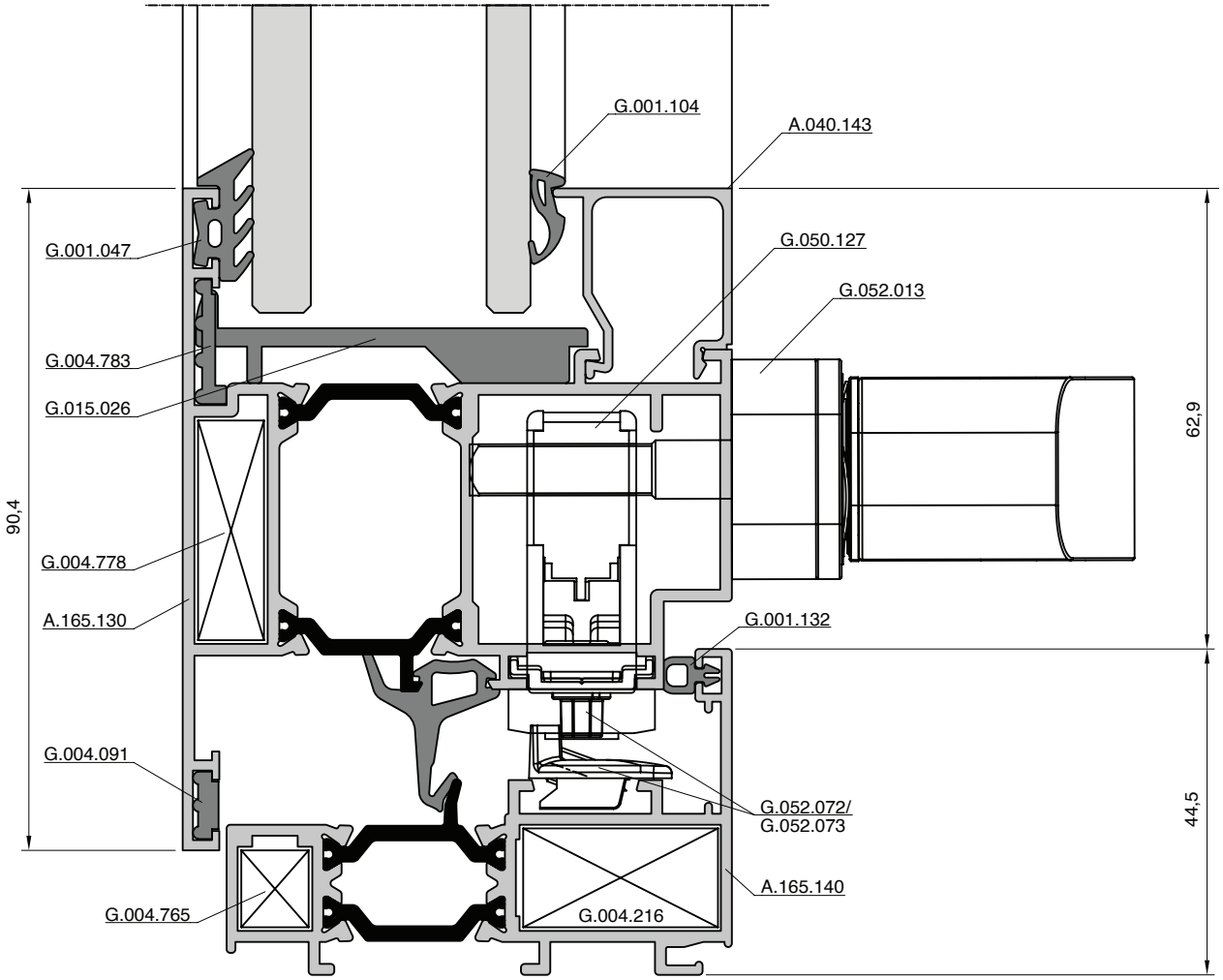

Produto 6
Características Técnicas 8
Perfis 18
Secções 44
Tipologias Construtivas 66
Instruções Fabrico 134
Instruções Montagem 142
Acessórios 148

SECÇÃO T
SOLUÇÃO DE CANTO
A.165

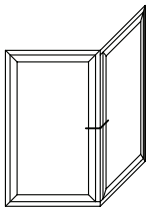

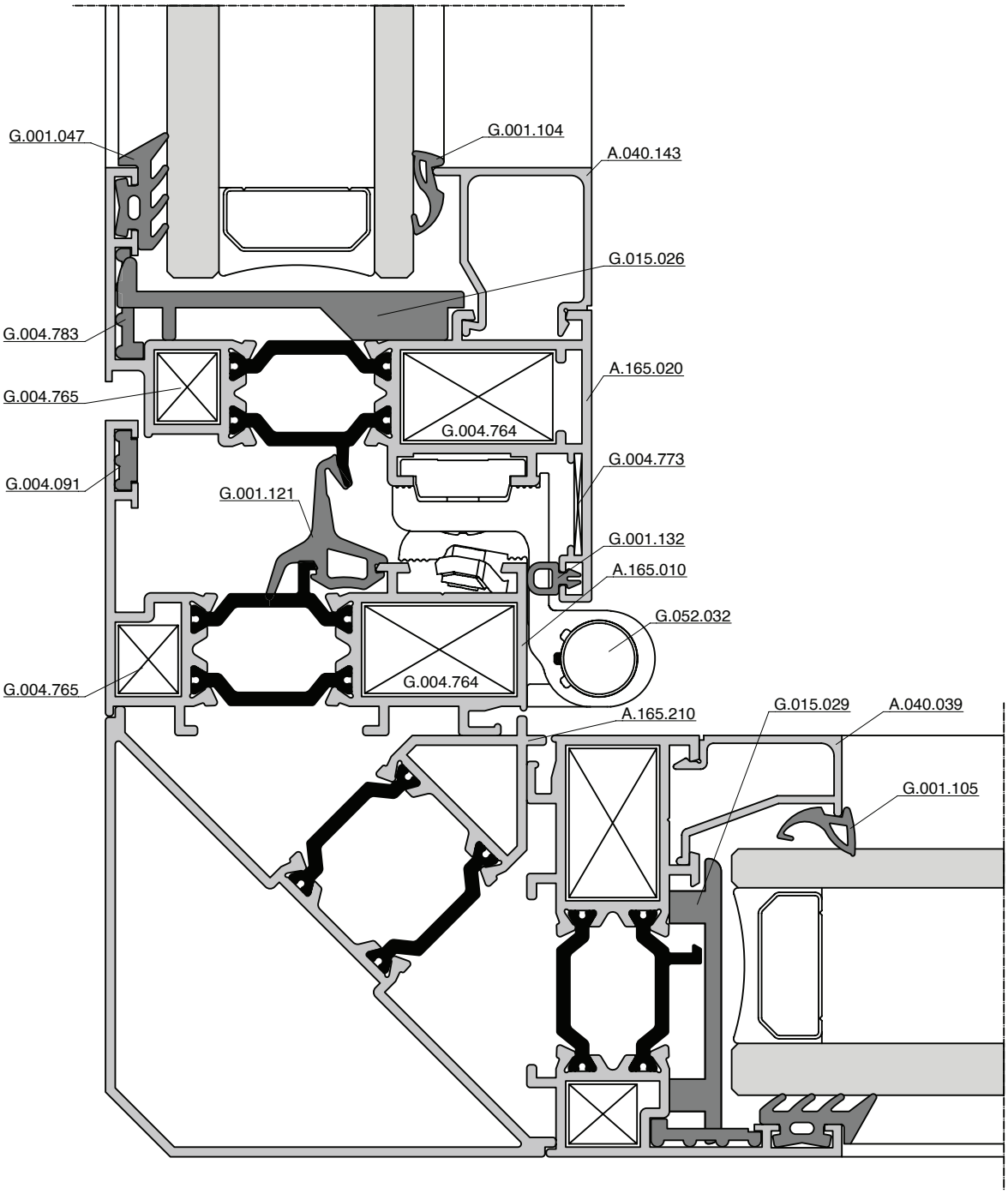

escala 1:2

Produto 6
Características Técnicas 8
Perfis 18
Secções 44
Tipologias Construtivas 66
Instruções Fabrico 134
Instruções Montagem 142
Acessórios 148

Extrusal®

Alumínio com perfil humano.

Rua do Sacobão - Aradas
3810 - 454 Aveiro
Portugal

www.extrusal.pt
tecnico.aveiro@portalex.eu
(+351) 234 378 900