



A.155

SISTEMA DE BATENTE RPT
CATÁLOGO TÉCNICO

etrusal[®]
Alumínio com perfil humano.

Loteamento 28 Maio

Arq. Rui de Oliveira Raposo
São Miguel, Açores

extrusal[®]
Alumínio com perfil humano.

01

A.155

sistema de abrir RPT
dezembro . 2024



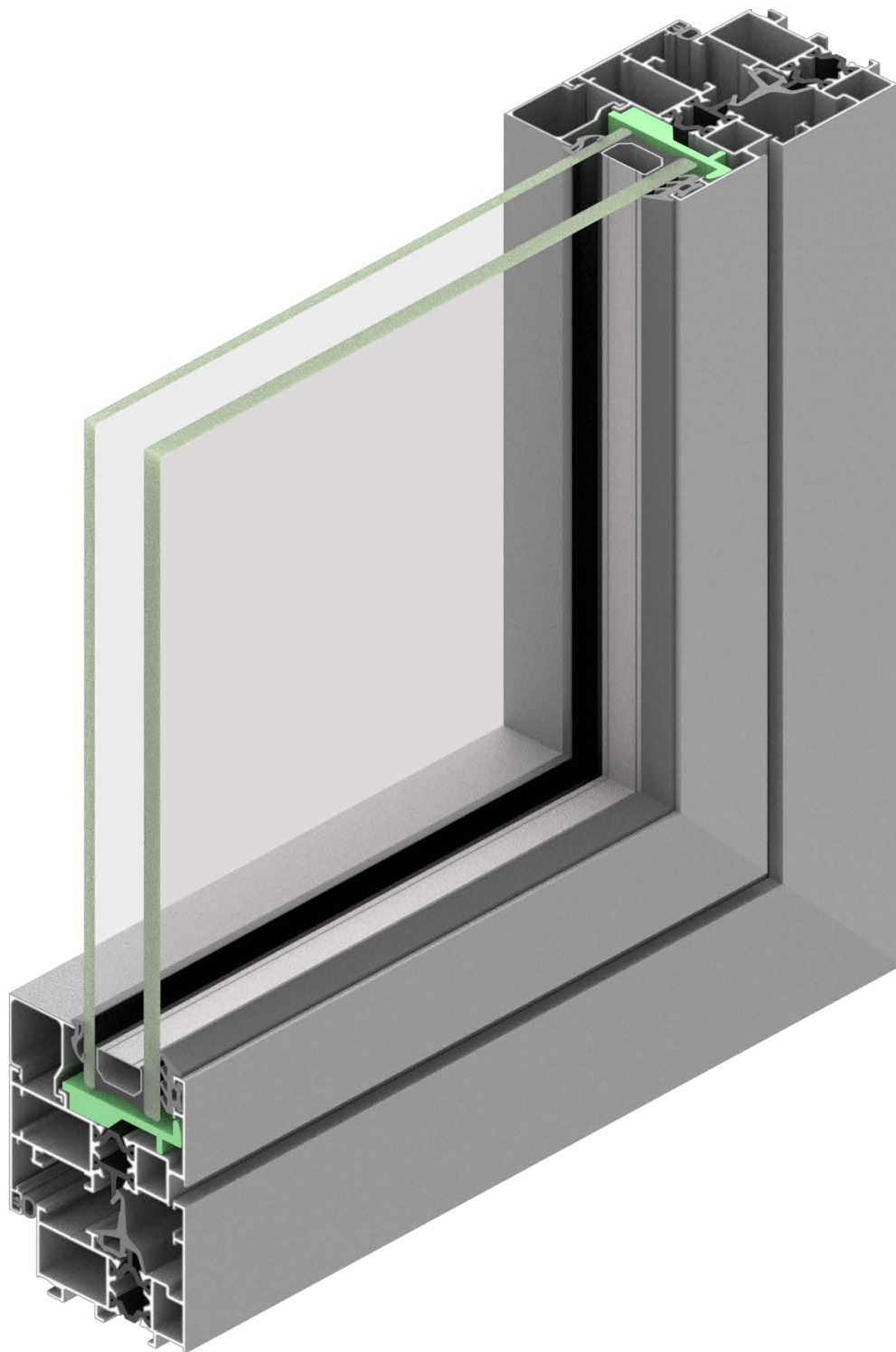
Pedras do Mar - Resort & SPA
M-Arquitectos
Ponta Delgada, Açores

01

DETALHE 3D

sistema de abrir RPT

A.155



Acessórios
148

Instruções Montagem
142

Instruções Fabrico
134

Tipologias Construtivas
66

Secções
44

Perfis
18

Características Técnicas
8

Produto
6

02 **CARAC. TÉCNICAS**

sistema de abrir RPT

A.155

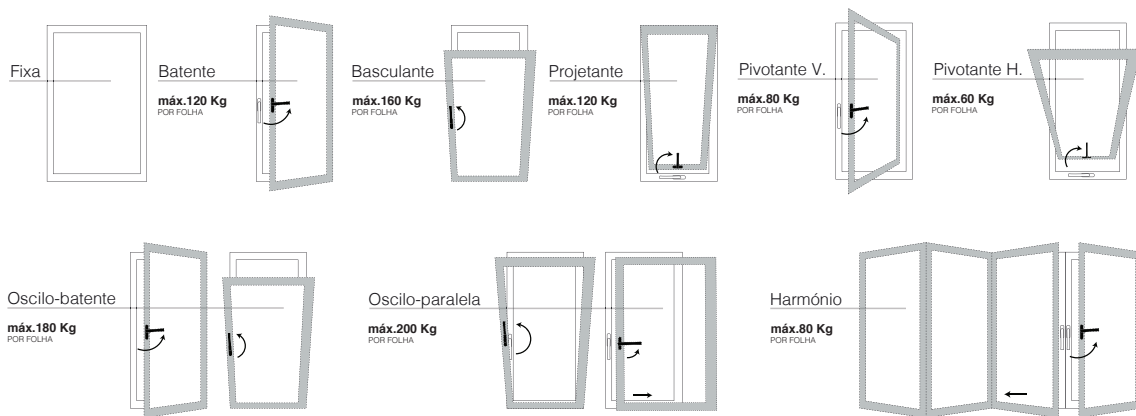


Aplicação

Construção Nova / Reabilitação



Tipologias Abertura



Peso máximo | folha

200 kg



Altura máxima | folha

2600 mm



Largura máxima | folha

1700 mm



Vista da folha

87,6 mm




Enchimento máximo

36 mm

Desempenho Acústico

38 dB


Coeficiente Transmissão Térmica



Vidro Ug 0.9 W/m²K⁻¹

1.6
EN ISO 10077-1

| Vidro Ug | Janela Uw |
|--------------------------------------|--------------------------------------|
| 1.1 W/m ² K ⁻¹ | 1.8 W/m ² K ⁻¹ |
| 1.0 W/m ² K ⁻¹ | 1.7 W/m ² K ⁻¹ |
| 0.9 W/m ² K ⁻¹ | 1.6 W/m ² K ⁻¹ |



Ensaio Tipo Inicial

Permeabilidade ao ar
(pressão máx. ensaio / EN12207) Classe **4**

Estanquidade à água
(EN12208) Classe **E1350**

Resistência à ação do vento
(EN12210) Classe **B5**

Boletim de ensaio: CXL 29/12. Organismo notificado n° 0856
Dimensão: 1600 mm x 2000 mm. Janela composta por duas folhas móveis, uma oscilo-batente e outra de batente.

Perfis Alumínio

Liga EN-AW 6060
EN 573-3 | EN 755-2
EPM T6

PA 6.6 GF 25
25% fibra de vidro
14,8 mm

Comprimento Nominal **6500 mm**
Espessura Nominal **1.5 mm**





























$R_{p0.2} \geq 120 \text{ MPa}$
 $R_m \geq 160 \text{ MPa}$
 $A_{50mm} \geq 6\%$

Tratamentos





























Anodização - Acabamento Acetinado e Polido

Lacagem - Acabamento mate | brilhante | acetinado | metalizado | texturado








Lacagem Decorativa
Efeito Madeira

| Perfil | Ref. | Área Anod. | Polir | Inércia I _{xx} | I _{yy} | Pág. | Perfil | Ref. | Área Anod. | Polir | Inércia I _{xx} | I _{yy} | Pág. |
|---|-----------|---------------|-------|----------------------------|-----------------|------|---|-----------|---------------|-------|----------------------------|-----------------|------|
|  | A.155.010 | 36,39 | 7,80 | 4,87 | 13,06 | 20 |  | A.155.170 | 39,55 | 11,75 | 12,03 | 20,43 | 32 |
|  | A.155.020 | 43,28 | 10,30 | 7,41 | 22,50 | 24 |  | A.155.200 | 50,10 | 14,35 | 22,31 | 22,69 | 22 |
|  | A.155.040 | 44,29 | 11,25 | 16,23 | 19,21 | 20 |  | A.155.210 | 34,49 | 11,50 | 16,92 | 16,59 | 42 |
|  | A.155.050 | 51,24 | 14,25 | 21,64 | 33,66 | 24 |  | A.155.260 | 66,35 | 31,65 | 239,25 | 45,52 | 30 |
|  | A.155.060 | 42,66 | 10,80 | 15,36 | 8,18 | 28 |  | A.155.270 | 43,07 | 10,30 | 7,43 | 16,03 | 22 |
|  | A.155.070 | 50,55 | 14,65 | 21,77 | 22,29 | 28 |  | A.155.280 | 47,16 | 13,15 | 22,08 | 38,63 | 23 |
|  | A.155.080 | 60,35 | 25,65 | 133,29 | 39,03 | 29 |  | A.155.300 | 45,02 | 10,35 | 8,83 | 23,05 | 26 |
|  | A.155.090 | 31,25 | 7,30 | 1,71 | 17,34 | 41 |  | A.155.310 | 52,94 | 14,30 | 24,31 | 34,17 | 26 |
|  | A.155.100 | 50,79 | 14,65 | 25,78 | 34,77 | 25 |  | A.155.320 | 49,09 | 14,65 | 24,31 | 27,87 | 27 |
|  | A.155.120 | 50,64 | 14,20 | 21,74 | 32,83 | 25 |  | A.155.330 | 50,66 | 20,00 | 6,52 | 63,27 | 27 |
|  | A.155.130 | 51,79 | 15,60 | 22,79 | 29,86 | 31 |  | A.155.340 | 40,45 | 10,30 | 15,36 | 7,59 | 27 |
|  | A.155.140 | 35,10 | 7,80 | 4,08 | 14,46 | 31 |  | A.155.350 | 41,89 | 10,75 | 8,11 | 16,33 | 23 |
|  | A.155.150 | 39,34 | 7,80 | 5,23 | 14,38 | 21 |  | A.155.360 | 34,82 | 4,45 | 0,87 | 14,85 | 41 |
|  | A.155.160 | 34,58 | 6,00 | 4,62 | 11,39 | 21 |  | A.055.015 | 19,08 | 2,60 | - | - | 43 |

Unidades: Área Anodização (dm²/m)
Área Polimento (dm²/m)
Inércia (cm⁴)

| Perfil | Ref. | Área | | Inércia | | Pág. | Perfil | Ref. | Área | | Inércia | | Pág. |
|---|-----------|-------|-------|---------|--------|------|---|-----------|-------|-------|---------|-------|------|
| | | Anod. | Polir | lxx | lyy | | | Anod. | Polir | lxx | lyy | | |
|  | A.055.050 | 22,56 | 13,20 | 3,06 | 12,11 | 34 |  | F.009.156 | 26,20 | 10,20 | 1,28 | 11,66 | 38 |
|  | A.055.060 | 39,07 | 22,60 | 103,06 | 19,06 | 33 |  | F.009.157 | 30,20 | 12,20 | 1,34 | 22,27 | 38 |
|  | A.080.029 | 25,73 | - | 33,67 | 19,29 | 34 |  | F.010.140 | 12,07 | 3,60 | - | - | 43 |
|  | A.100.013 | 5,24 | 1,50 | - | - | 43 |  | A.040.004 | 17,88 | 5,45 | - | - | 39 |
|  | A.100.023 | 12,48 | 1,80 | - | - | 43 |  | A.040.025 | 14,54 | 3,85 | - | - | 39 |
|  | B.055.580 | 27,98 | 14,40 | 1,36 | 29,06 | 35 |  | A.040.026 | 15,84 | 4,50 | - | - | 39 |
|  | B.095.080 | 27,98 | 14,40 | 1,38 | 49,54 | 35 |  | A.040.039 | 14,12 | 3,45 | - | - | 39 |
|  | B.150.030 | 41,84 | 26,20 | 4,52 | 115,03 | 35 |  | A.040.048 | 8,30 | 2,70 | - | - | 43 |
|  | F.009.135 | 33,54 | 15,50 | 1,41 | 38,65 | 36 |  | A.040.050 | 14,94 | 4,05 | - | - | 39 |
|  | F.009.136 | 49,00 | 18,00 | 0,63 | 121,44 | 37 |  | A.040.069 | 9,81 | 2,75 | - | - | 39 |
|  | F.009.137 | 23,75 | 11,50 | 7,65 | 8,35 | 36 |  | A.040.070 | 10,21 | 2,95 | - | - | 39 |
|  | F.009.138 | 14,07 | 6,60 | 1,05 | 1,13 | 36 |  | A.040.107 | 16,55 | 4,85 | - | - | 39 |
|  | F.009.139 | 8,70 | 1,80 | - | - | 43 |  | A.040.110 | 17,65 | 5,00 | - | - | 39 |
|  | F.009.155 | 18,21 | 7,20 | 1,11 | 2,57 | 38 |  | A.040.133 | 19,92 | 6,25 | - | - | 40 |

Unidades: Área Anodização (dm²/m)
Área Polimento (dm²/m)
Inércia (cm⁴)

| Perfil | Ref. | Área Anod. | Polir | Inércia I _{xx} | Inércia I _{yy} | Pág. | Perfil | Ref. | Área Anod. | Polir | Inércia I _{xx} | Inércia I _{yy} | Pág. |
|---|------------------|---------------|-------|----------------------------|----------------------------|------|---|------------------|---------------|-------|----------------------------|----------------------------|------|
|  | A.040.140 | 10,63 | 3,15 | - | - | 40 |  | A.040.144 | 17,97 | 5,25 | - | - | 40 |
|  | A.040.141 | 14,65 | 3,65 | - | - | 40 |  | A.040.146 | 19,86 | 6,25 | - | - | 40 |
|  | A.040.142 | 15,33 | 4,25 | - | - | 40 |  | A.040.147 | 19,01 | 5,85 | - | - | 40 |
|  | A.040.143 | 16,19 | 4,65 | - | - | 40 | | | | | | | |

Unidades: **Área Anodização (dm²/m)**
Área Polimento (dm²/m)
Inércia (cm⁴)

Produto
6

Características Técnicas
8

Perfis
18

Seções
44

Tipologias Construtivas
66

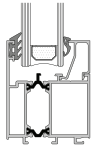
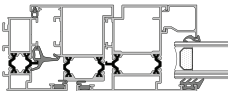
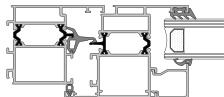
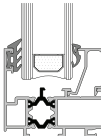

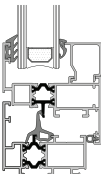
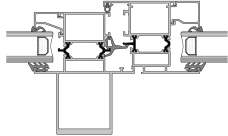
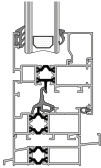
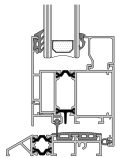
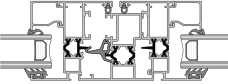
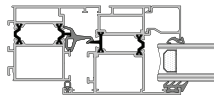
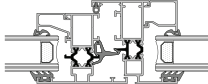
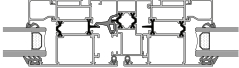
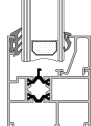
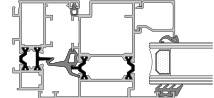
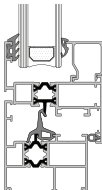
Instruções Fábrico
134

Instruções Montagem
142

Acessórios
148

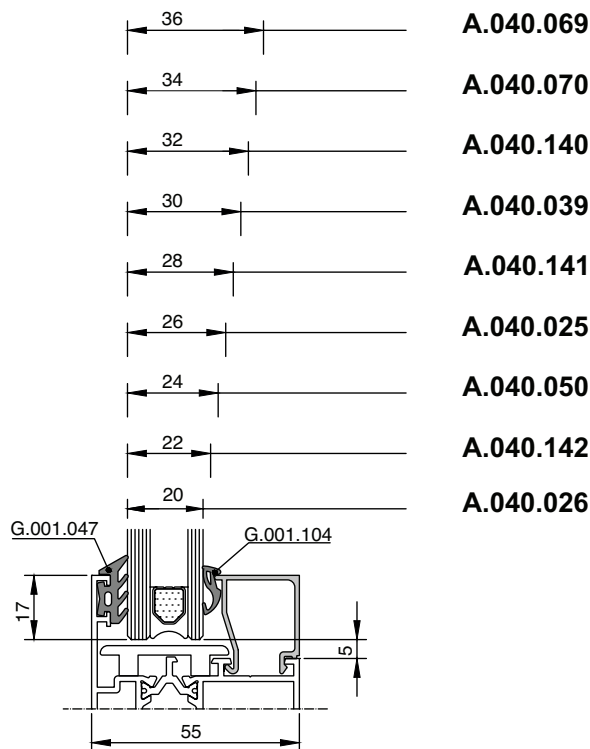
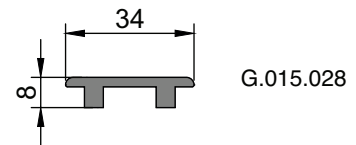
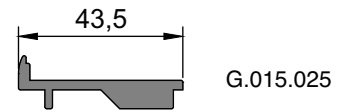
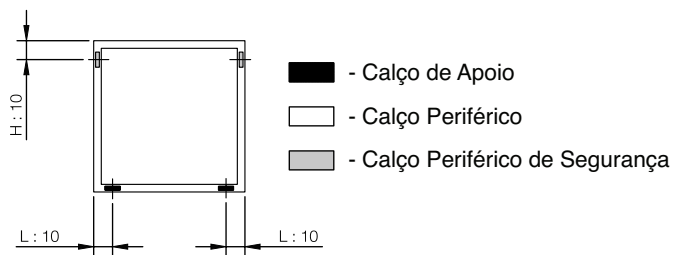
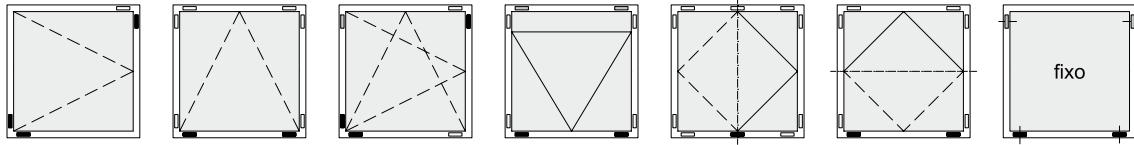
COEFICIENTE TRANSMISSÃO TÉRMICA

A.155

| Corte Construtivo | Ref. | Coef.Trans.Térmica | Corte Construtivo | Ref. | Coef.Trans.Térmica |
|---|-------------------------------------|--------------------|--|-------------------------------------|--------------------|
|  | A.155.040 | 3,13 |  | A.155.010 A.155.130 A.155.170 | 3,32 |
|  | A.155.040 A.155.050 | 3,35 |  | A.155.010 | 3,27 |
|  | A.155.050 A.155.340 | 3,57 |  | A.155.010 A.155.020 | 3,54 |
|  | A.155.050 A.155.080 | 3,56 |  | A.155.010 A.155.020 A.155.090 | 4,28 |
|  | A.100.023 A.155.050 A.155.360 | 3,83 |  | A.155.020 A.155.340 | 3,77 |
|  | A.155.040 A.155.120 | 3,39 |  | A.155.020 A.155.060 | 3,62 |
|  | A.155.120 A.155.340 | 3,63 |  | A.155.270 | 2,85 |
|  | A.155.130 A.155.140 | 3,37 |  | A.155.020 A.155.270 | 3,37 |

Unidades: (Wm²/K)

Radiosity Method ISO 10077-2 : 2017 - FLIXO 18 PRO ©



Produto
6

Características Técnicas
8

Perfis
18

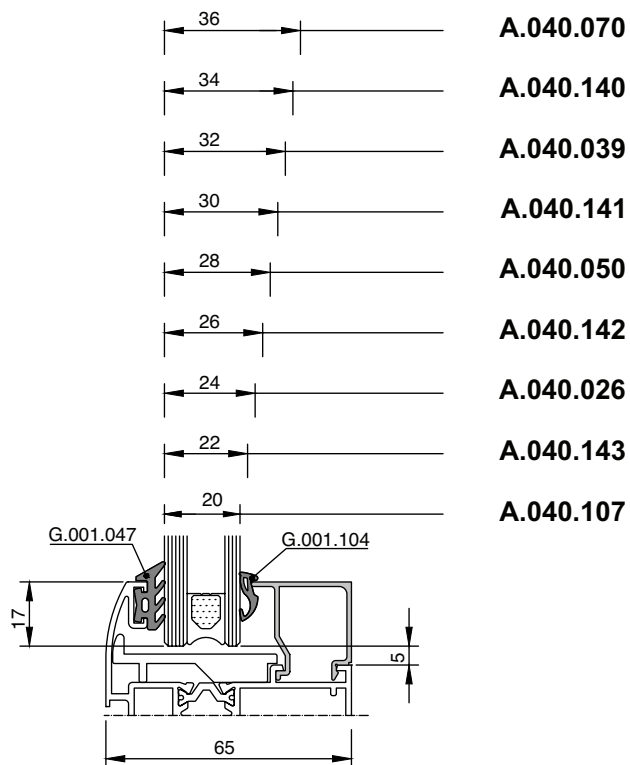
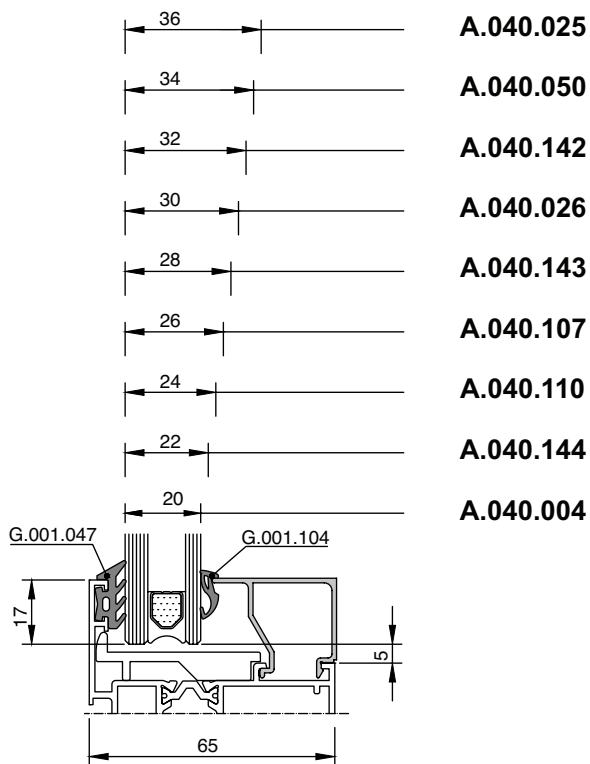
Seções
44


Tipologias Construtivas
66

Instruções Fabrico
134

Instruções Montagem
142

Acessórios
148





Acessórios
148

Instruções Montagem
142

Instruções Fabrico
134

Tipologias Construtivas
66

Secções
44

Perfis
18

Características Técnicas
8

Produto
6

03

PERFIS

sistema de abrir RPT

A.155

Aro Fixo

20

Aro Móvel

24

Travessa

28

Montante

29

Projetante

31

Pivotante

32

Ligação

33

Capeamento

36

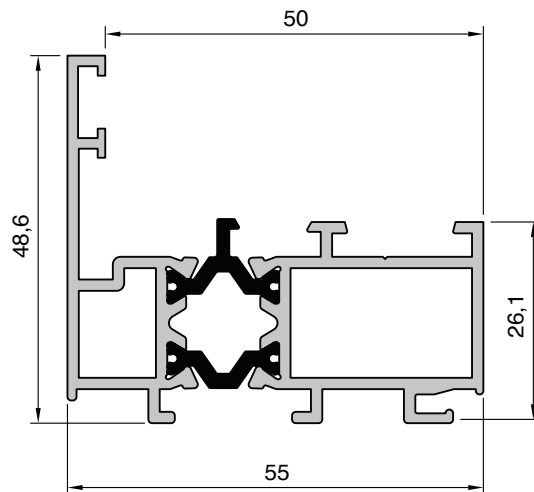
Bite

39

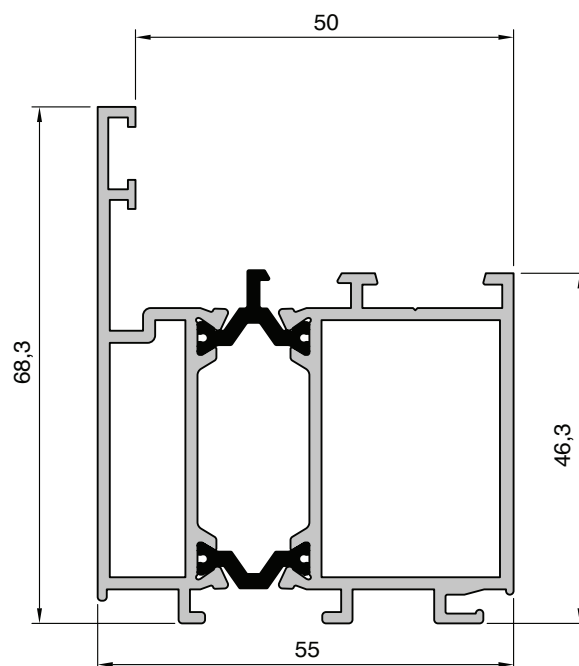
Diverso

41

A.155.010

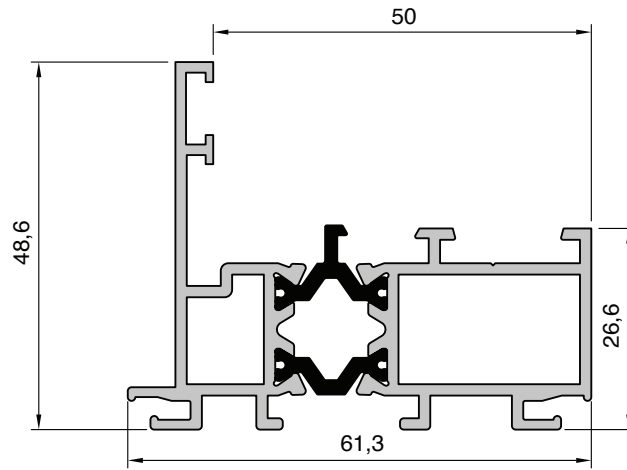


A.155.040

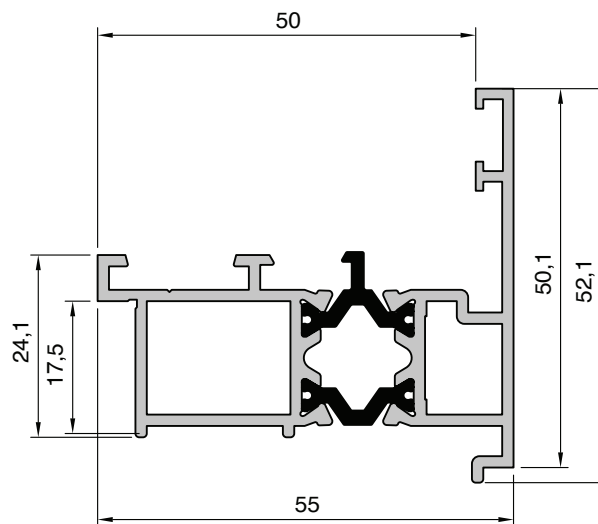


Escala 1:1

A.155.150

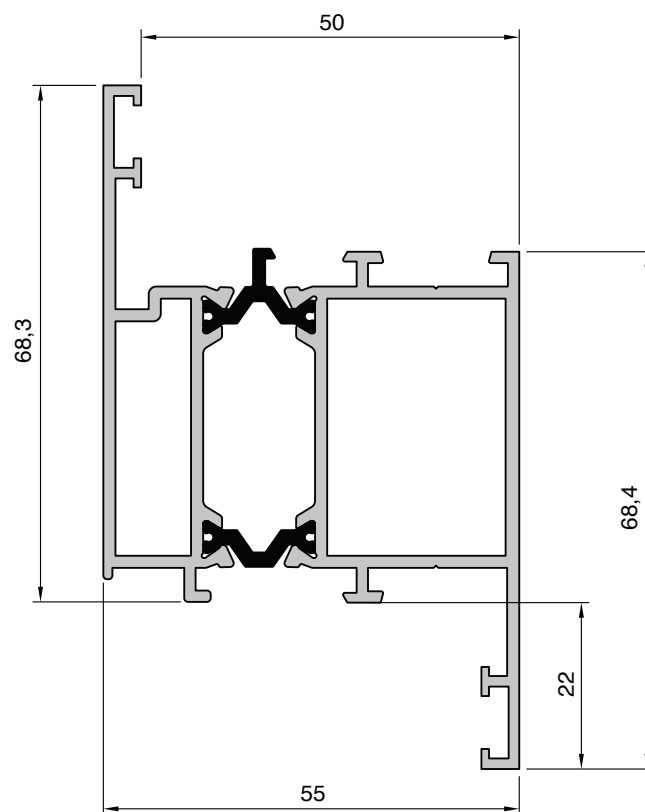


A.155.160

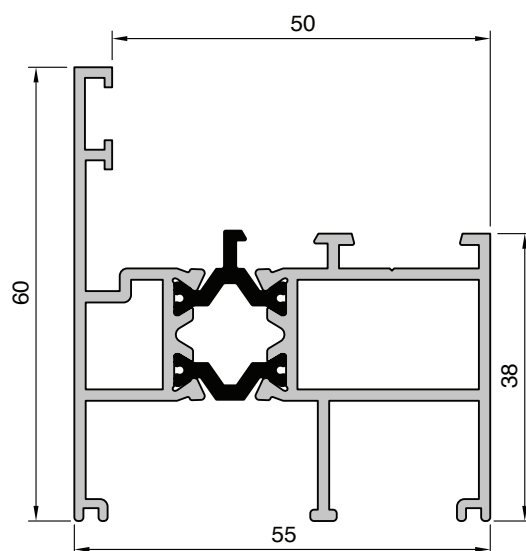


Escala 1:1

A.155.200

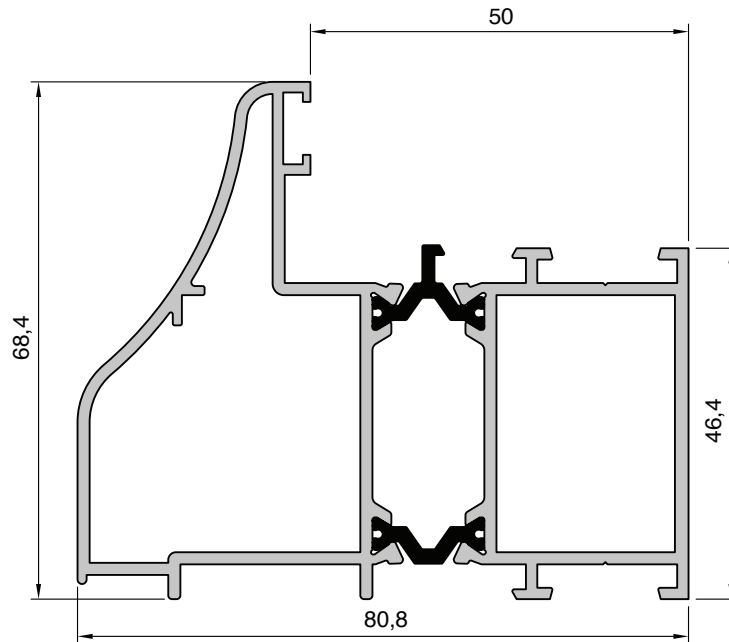


A.155.270

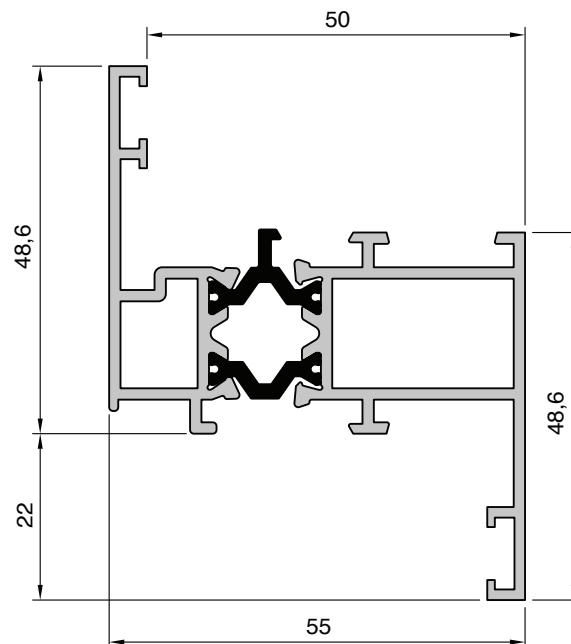


Escala 1:1

A.155.280

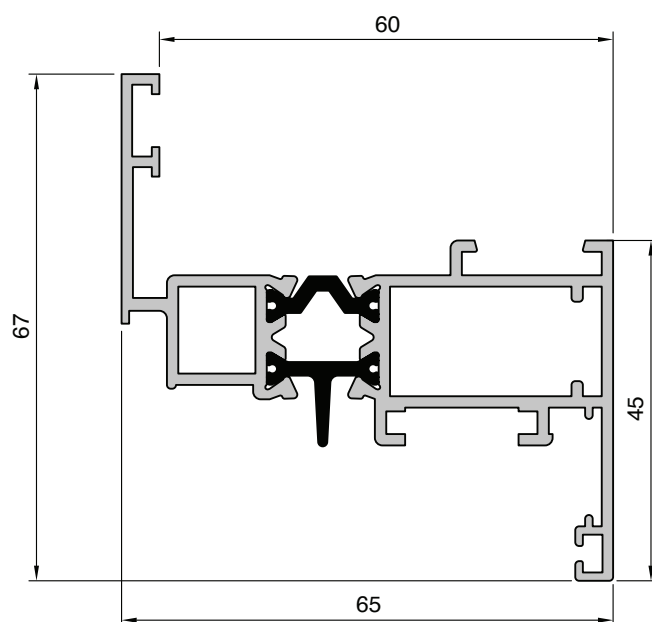


A.155.350

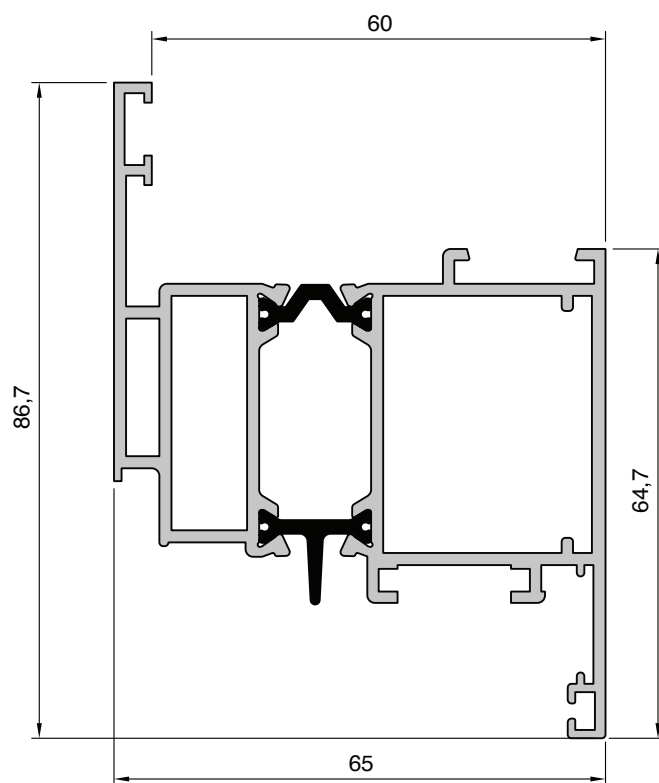


Escala 1:1

A.155.020

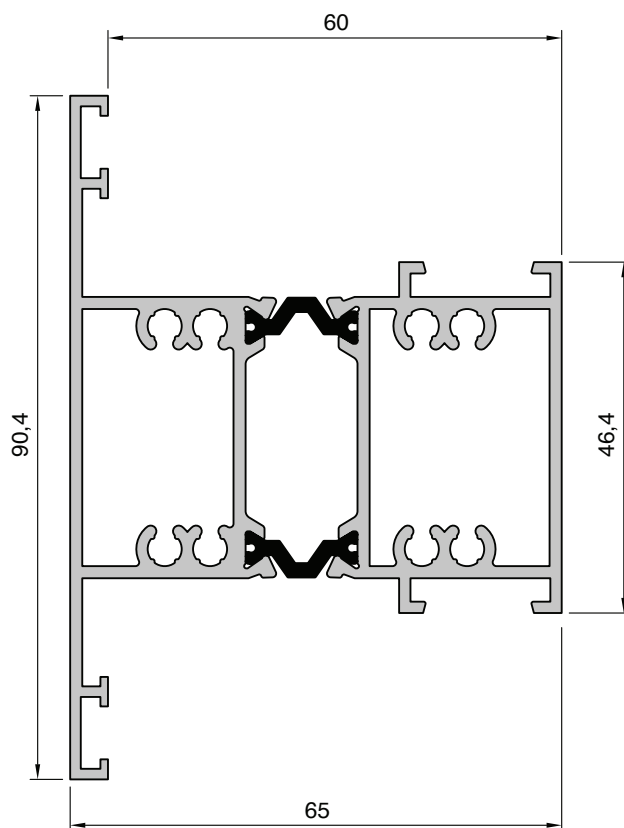


A.155.050

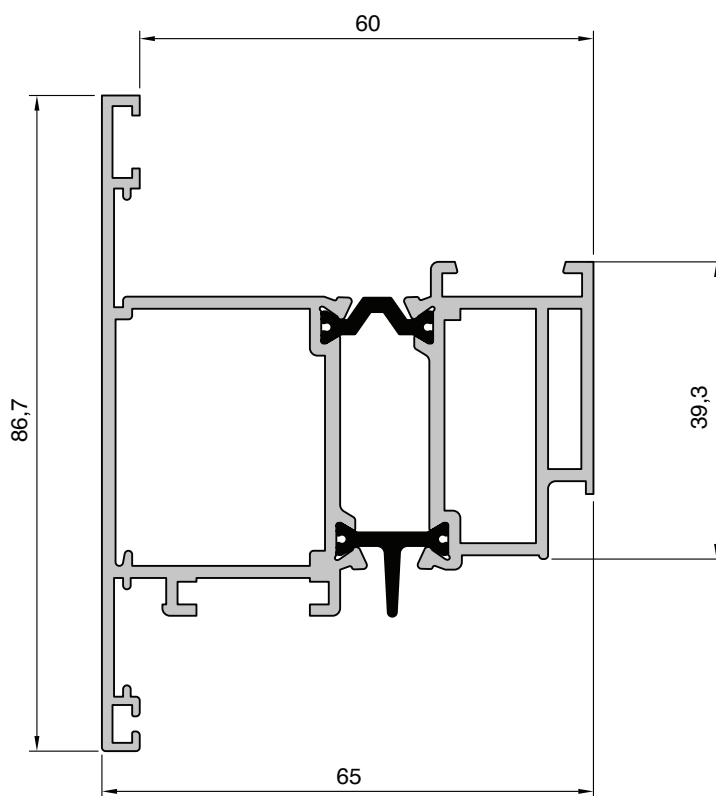


Escala 1:1

A.155.100

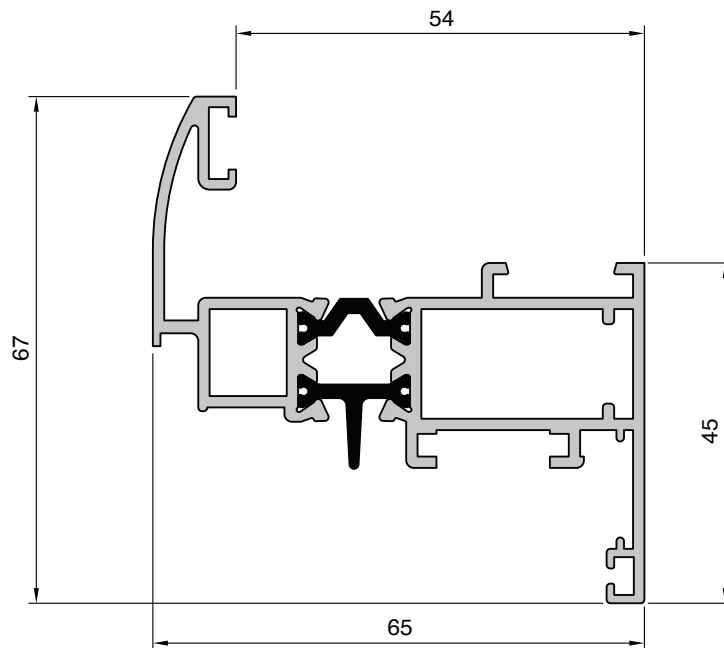


A.155.120

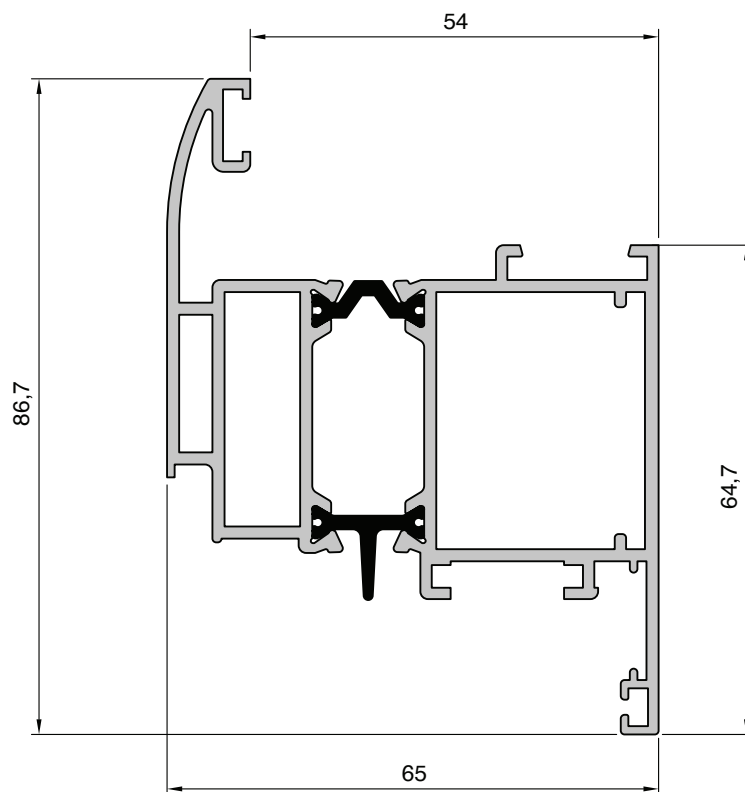


Escala 1:1

A.155.300

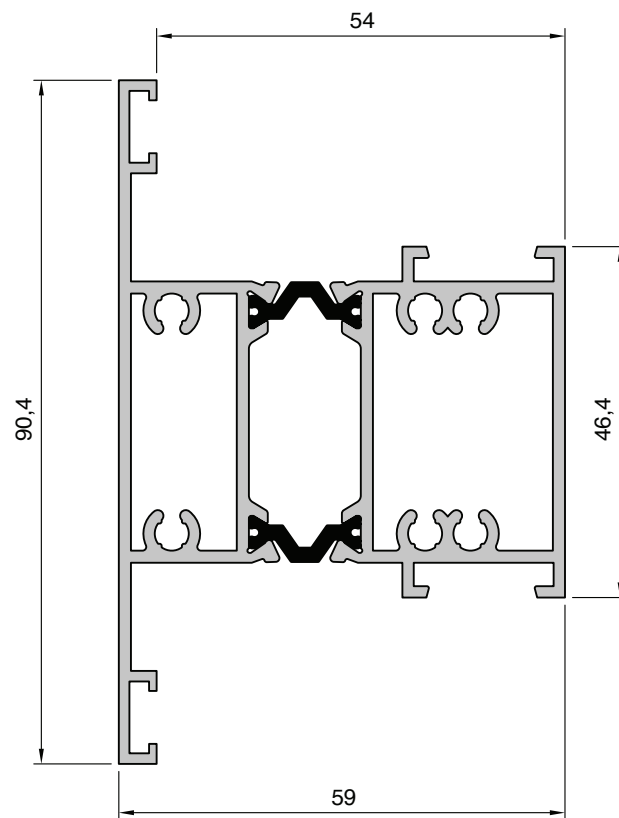


A.155.310

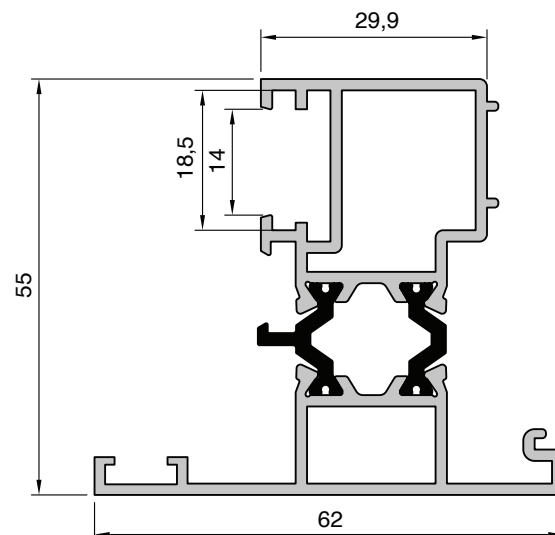


Escala 1:1

A.155.320

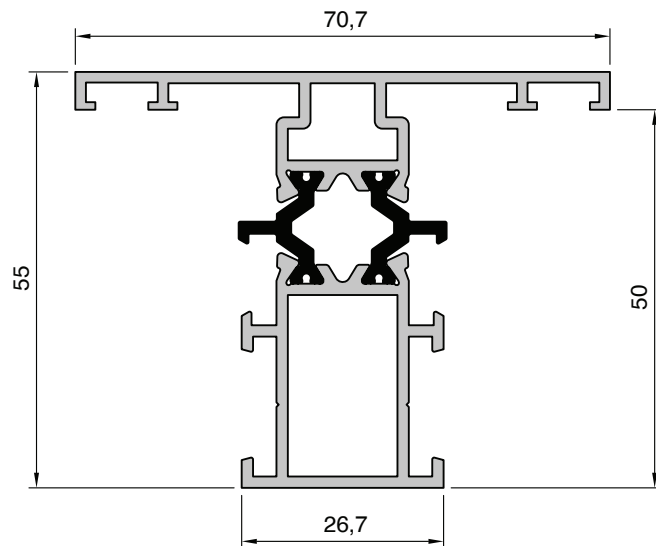


A.155.340

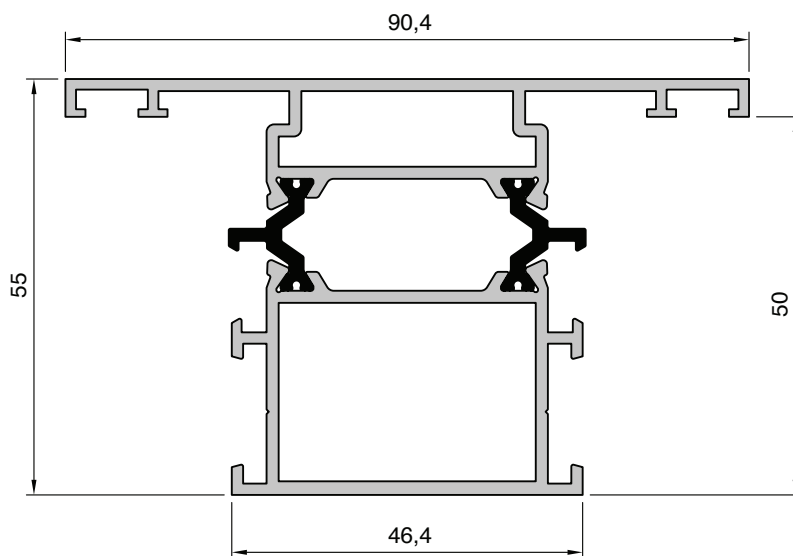


Escala 1:1

A.155.060

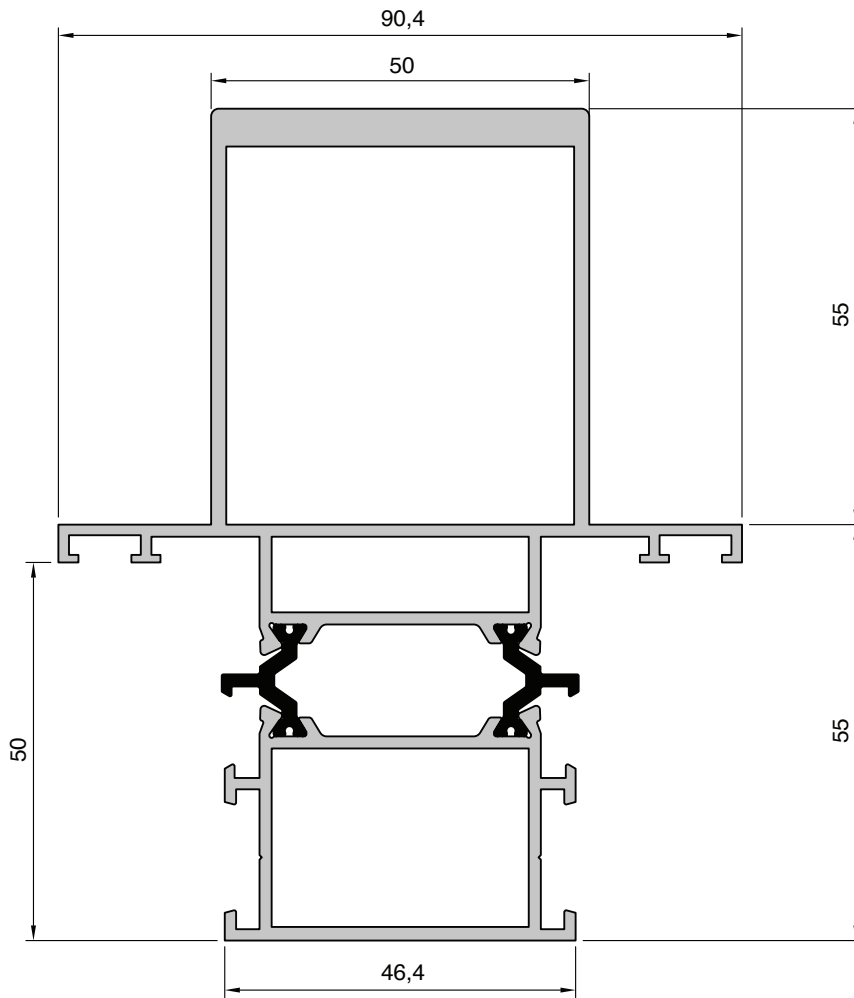


A.155.070



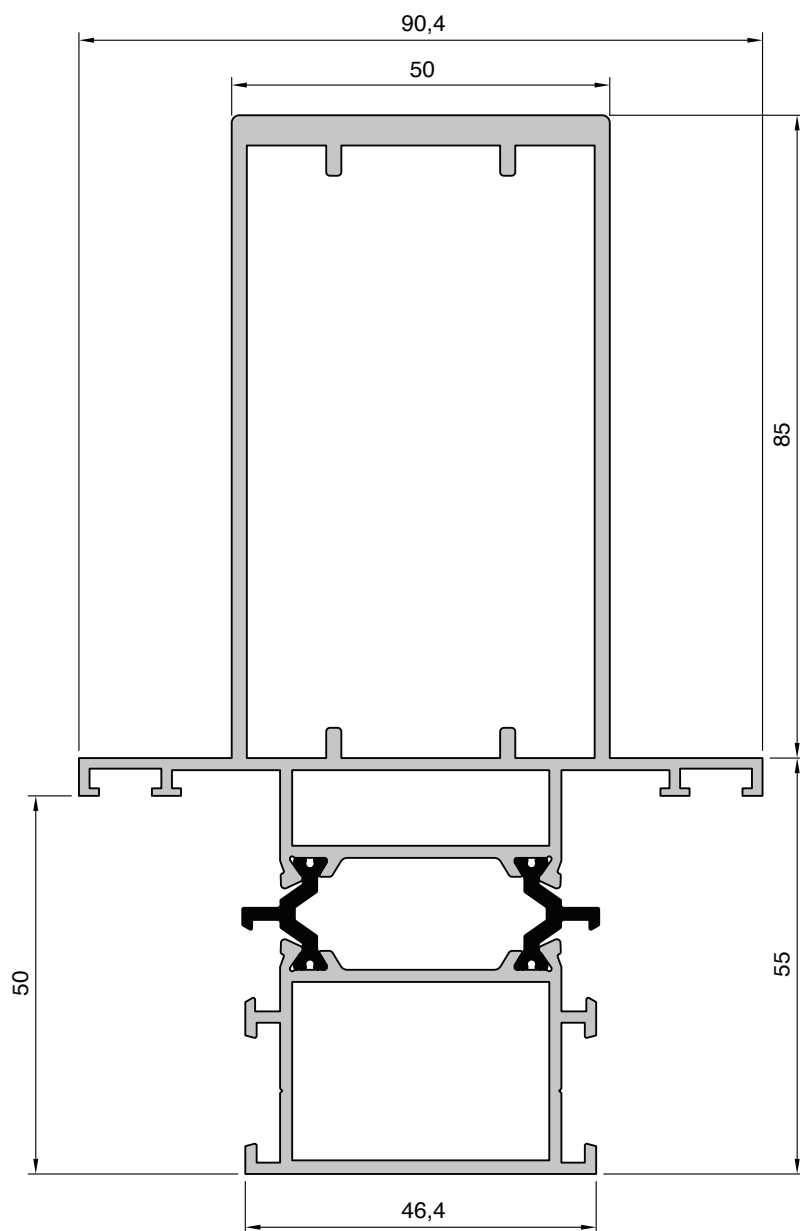
Escala 1:1

A.155.080



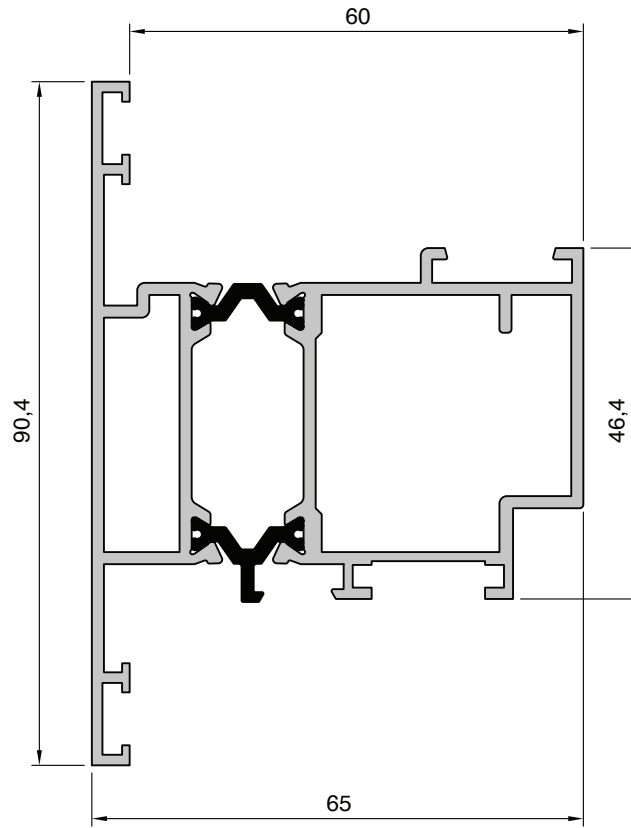
Escala 1:1

A.165.260

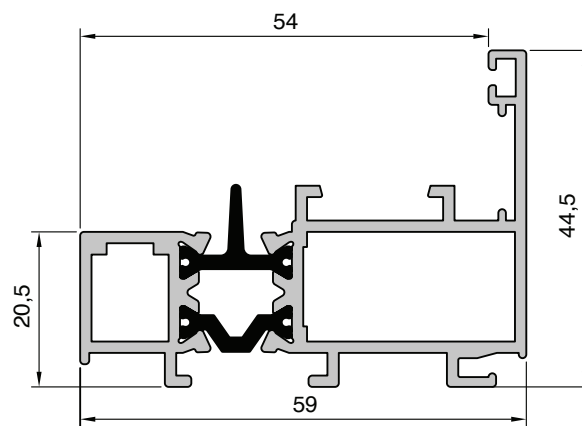


Escala 1:1

A.155.130

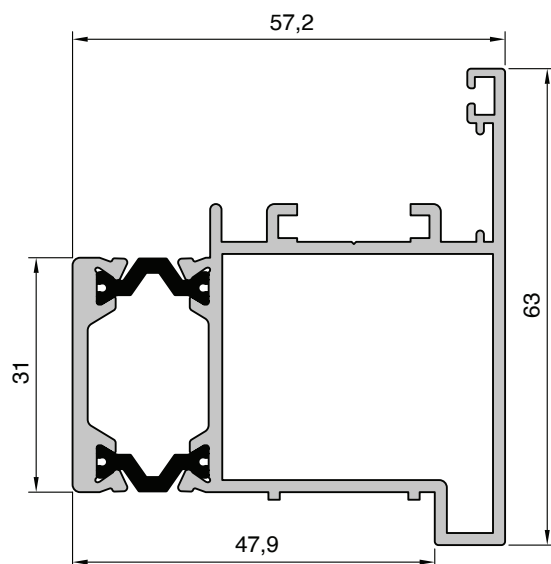


A.155.140



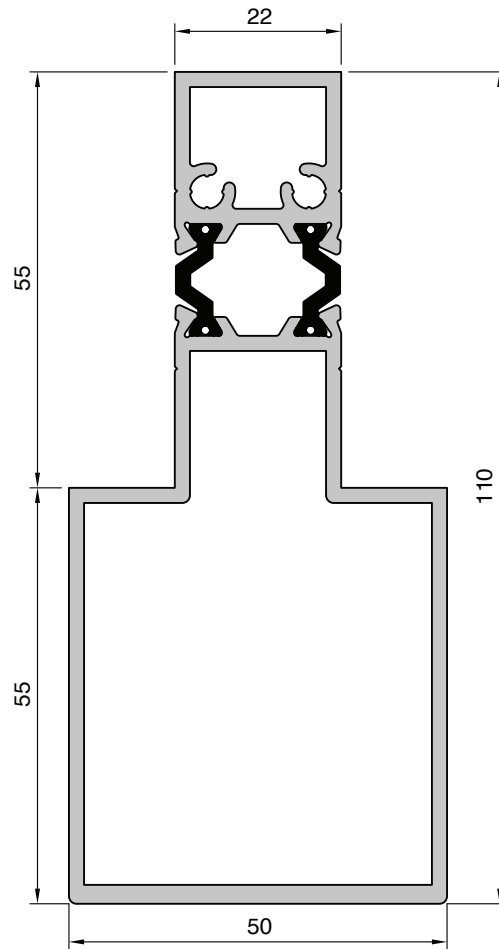
Escala 1:1

A.155.170



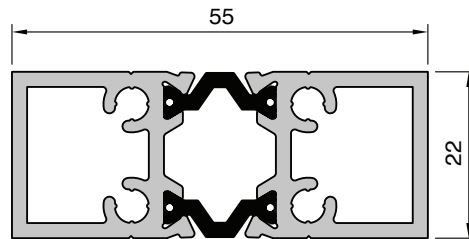
Escala 1:1

A.055.060

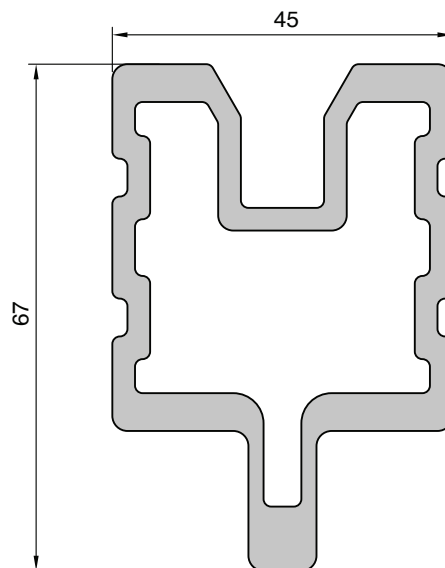


Escala 1:1

A.055.050

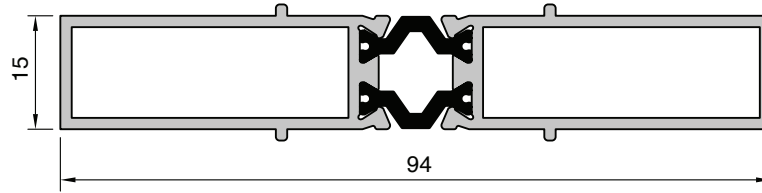


A.080.029

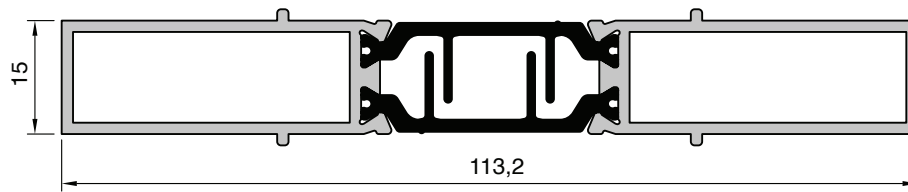


Escala 1:1

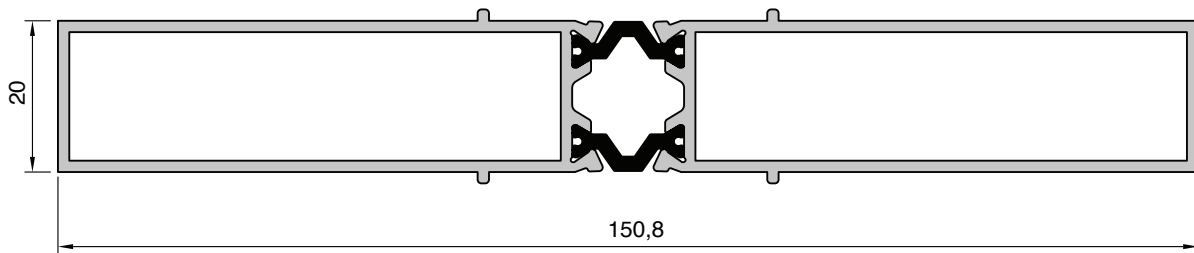
B.055.580



B.095.080

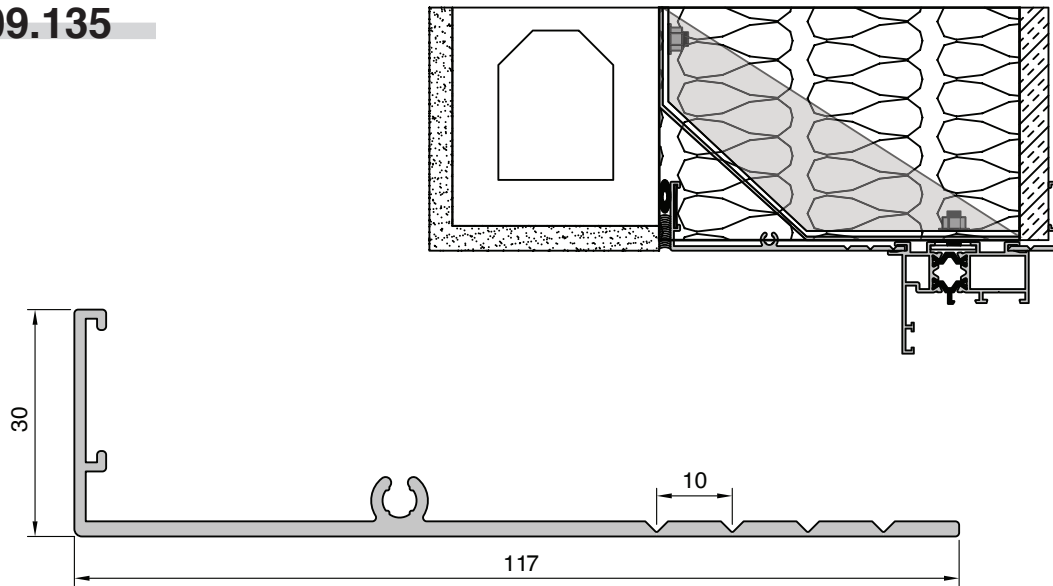


B.150.030

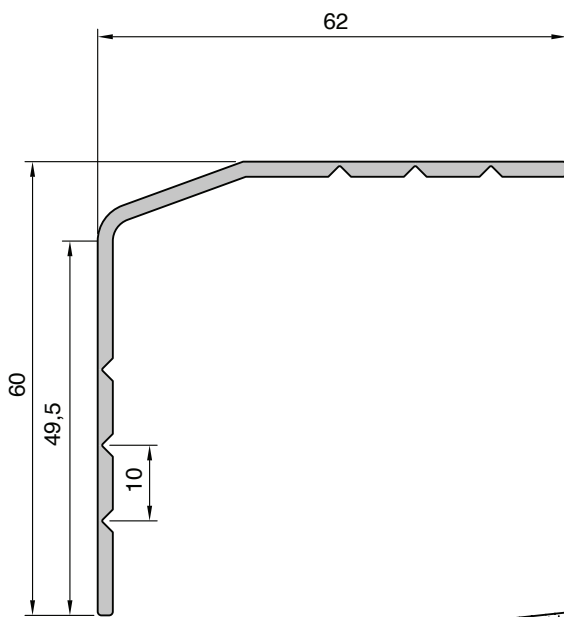


Escala 1:1

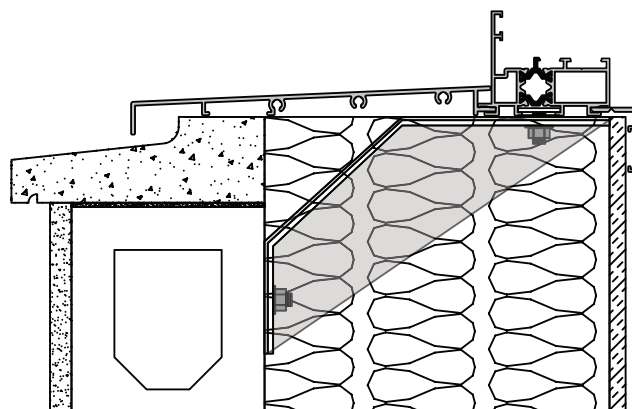
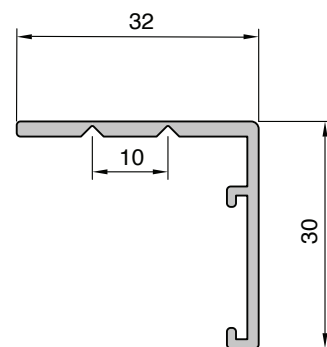
F.009.135



F.009.137

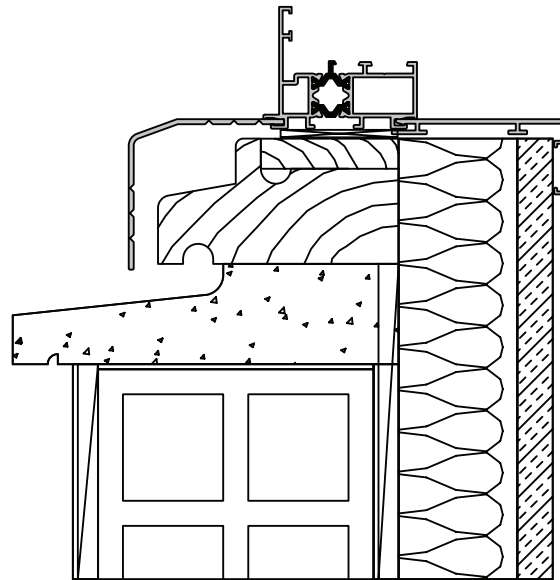
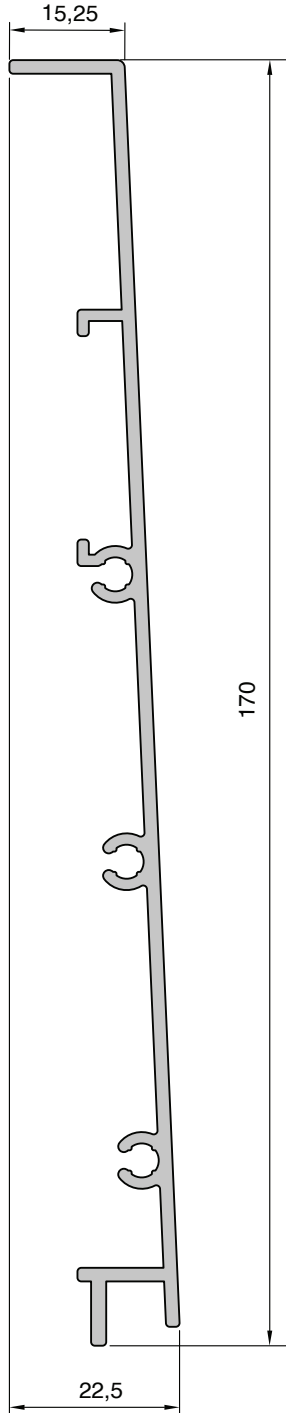


F.009.138



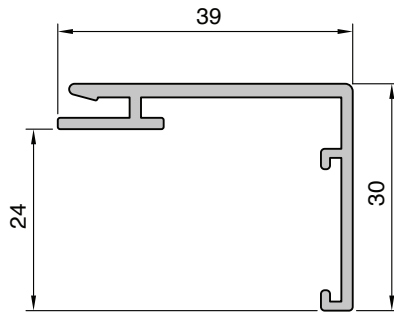
Escala 1:1

F.009.136



Escala 1:1

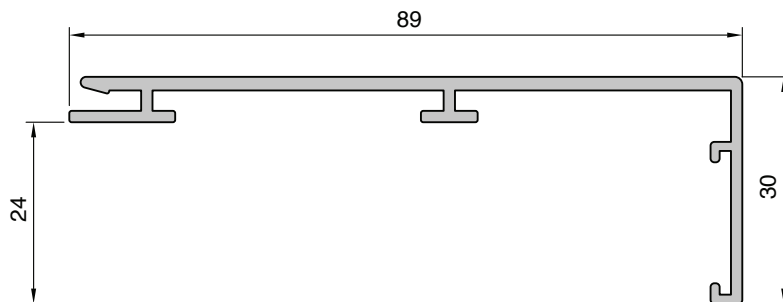
F.009.155



F.009.156

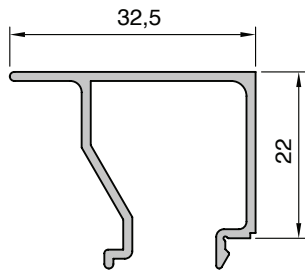


F.009.157

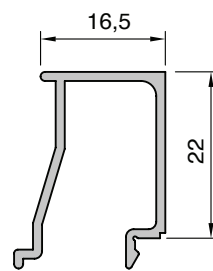


Escala 1:1

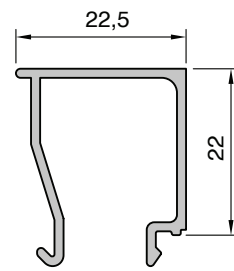
A.040.004



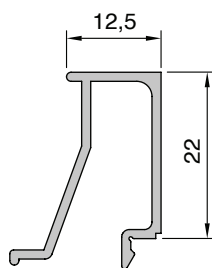
A.040.025



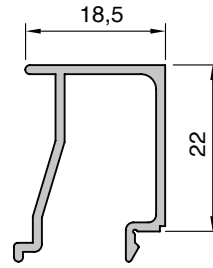
A.040.026



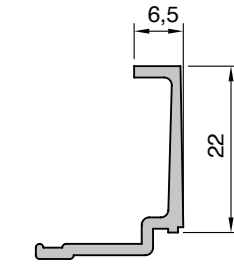
A.040.039



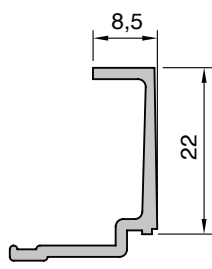
A.040.050



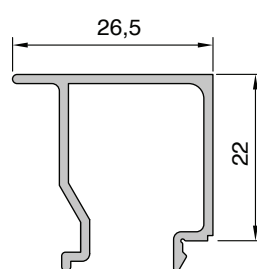
A.040.069



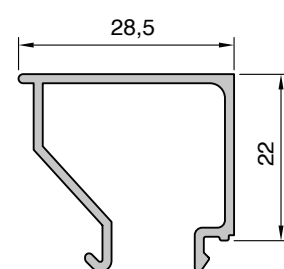
A.040.070



A.040.107

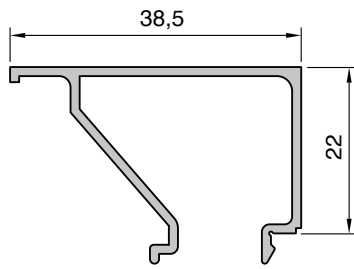


A.040.110

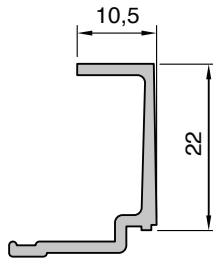


Escala 1:1

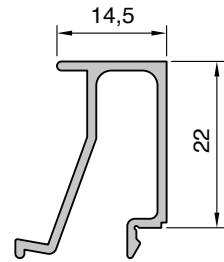
A.040.133



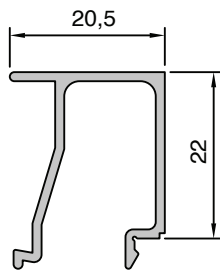
A.040.140



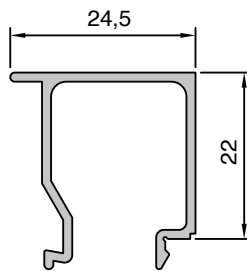
A.040.141



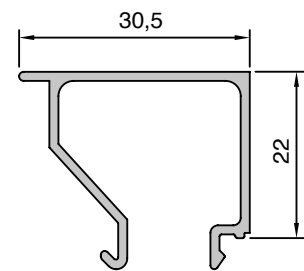
A.040.142



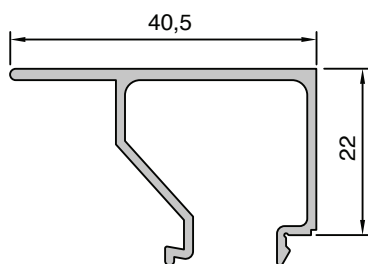
A.040.143



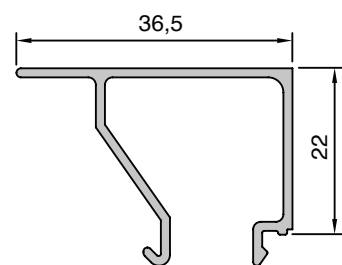
A.040.144



A.040.146

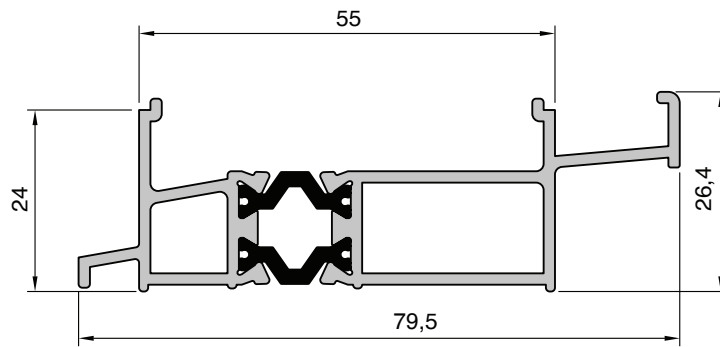


A.040.147

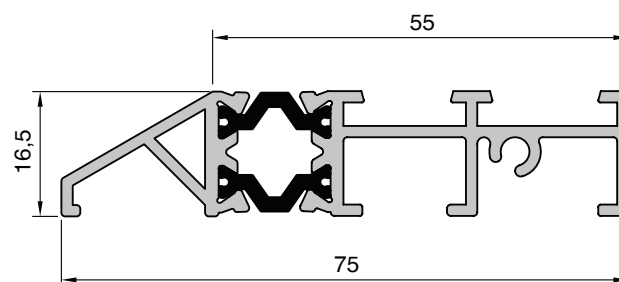


Escala 1:1

A.155.090

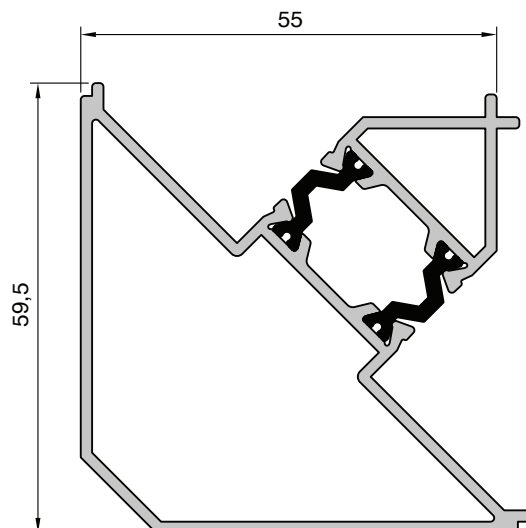


A.155.360

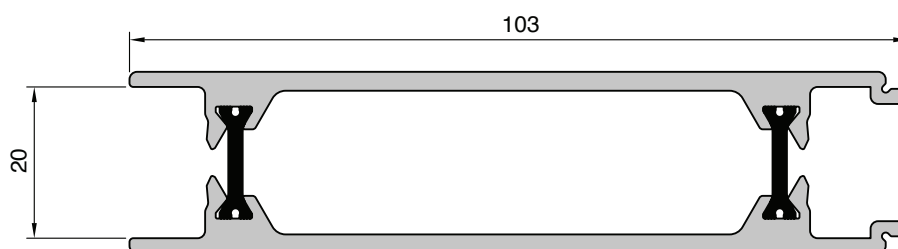


Escala 1:1

A.155.210

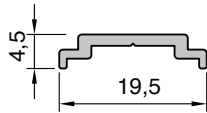


A.155.330

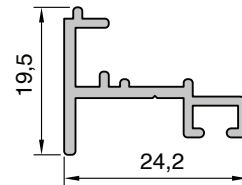


Escala 1:1

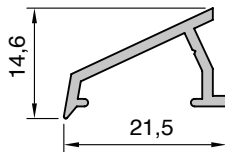
A.100.013



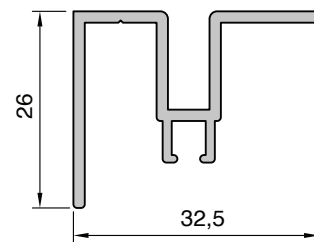
A.100.023



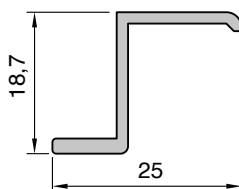
A.040.048



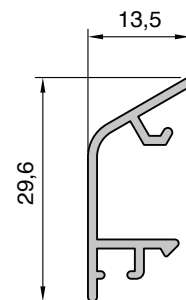
A.055.015



F.009.139



F.010.140




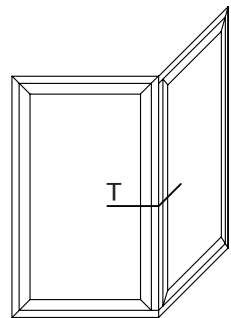
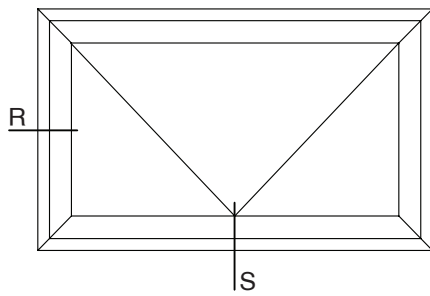
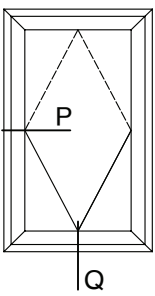
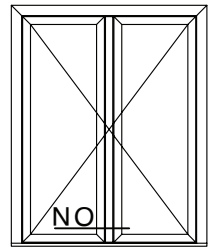
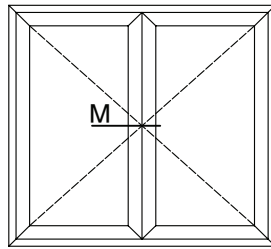
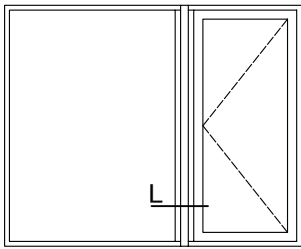

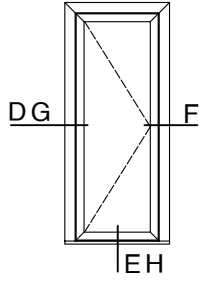
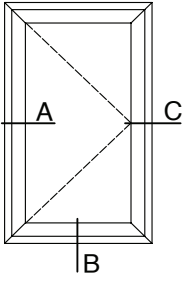
Escala 1:1

04

SECCÕES

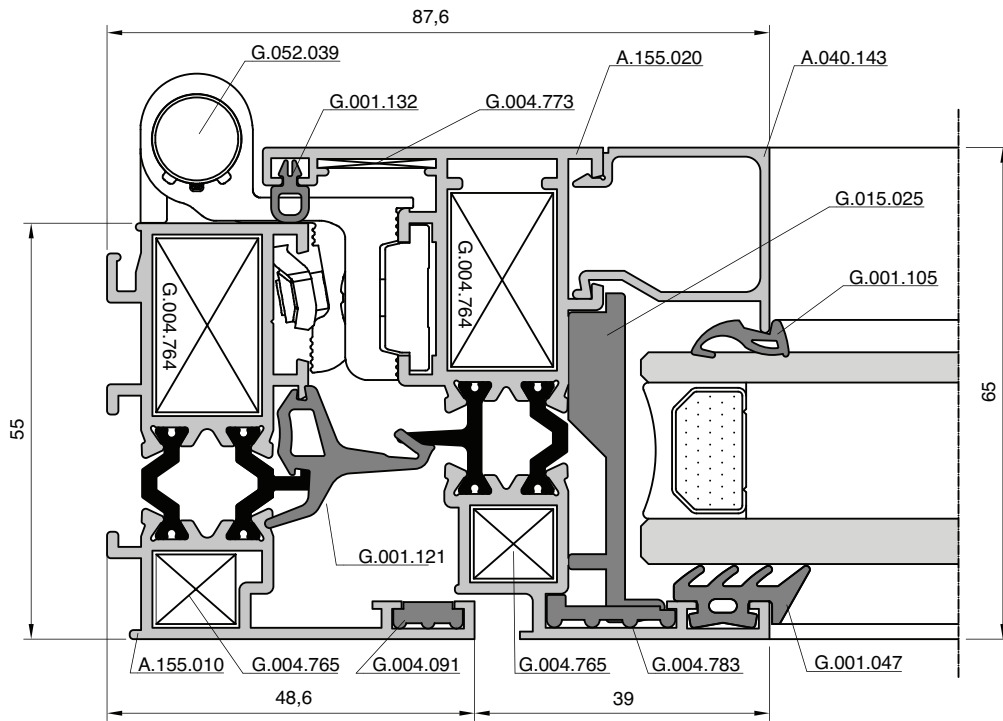
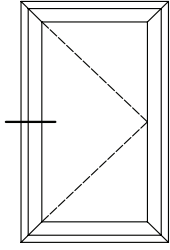
medidas em mm
escala 1.1

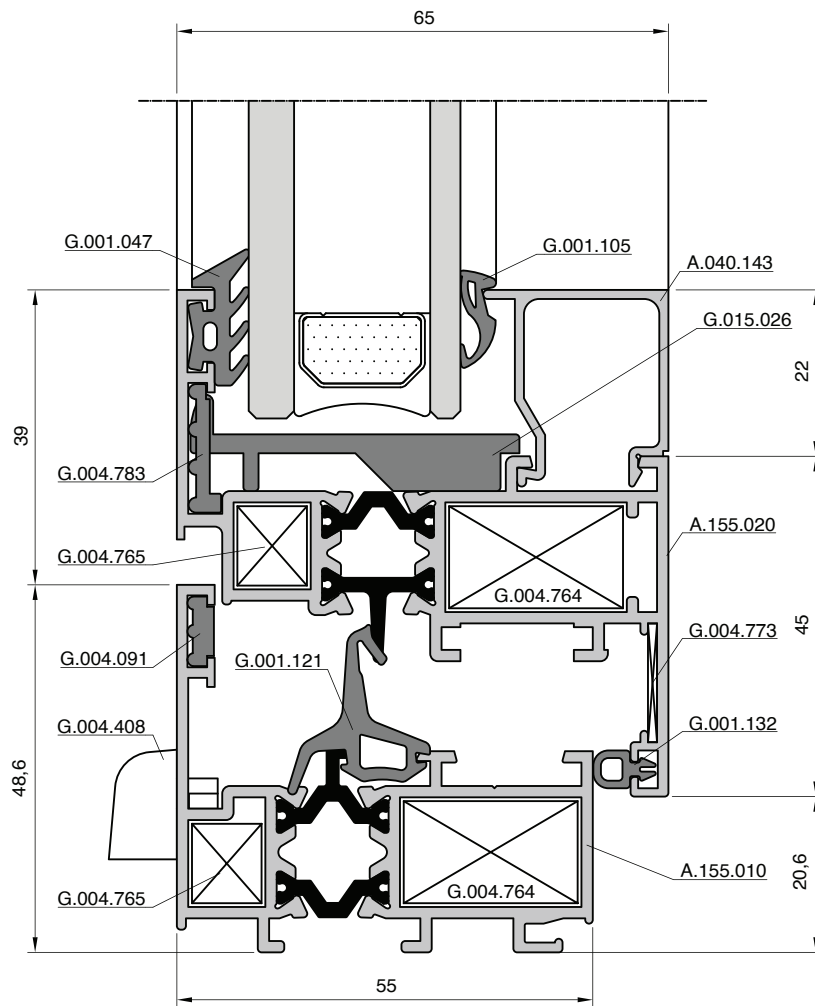
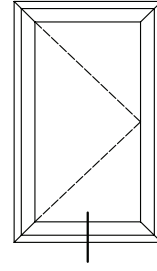




Extrusal

SECÇÃO A
JANELA ABRIR
A.155





Produto
6

Características Técnicas
8

Perfis
18

Seções
44

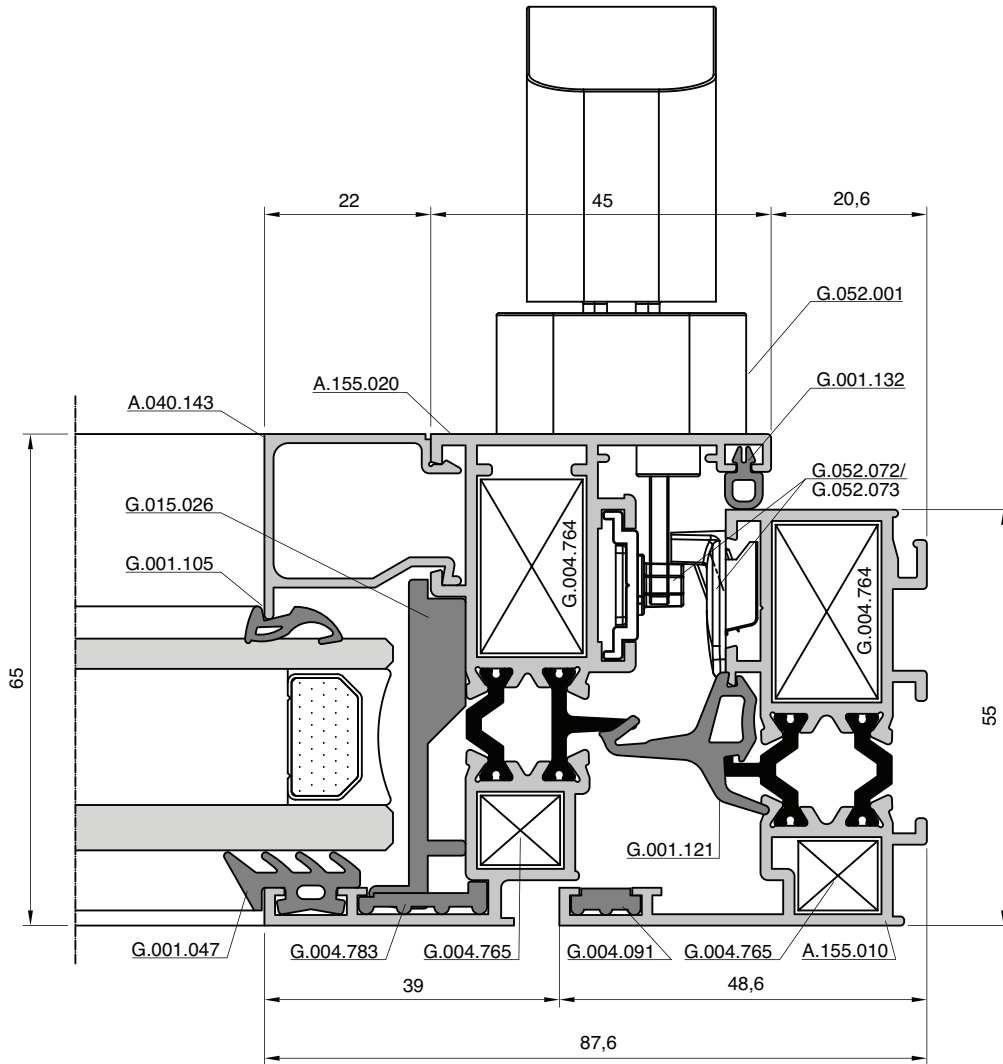
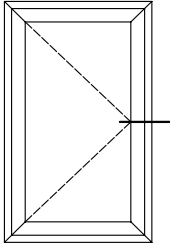
Tipologias Construtivas
66

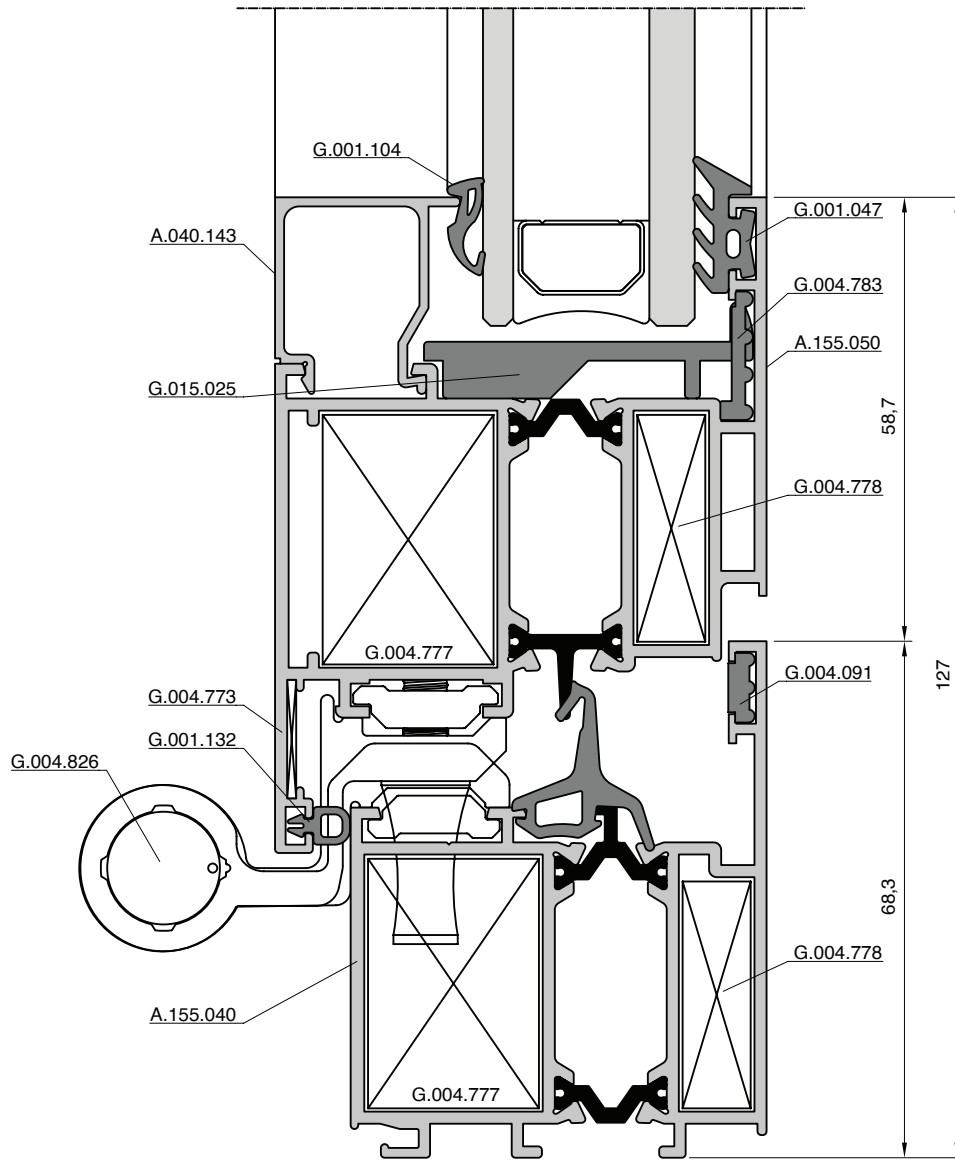
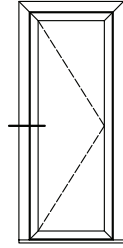
Instruções Fabrico
134

Instruções Montagem
142

Acessórios
148

SECÇÃO C
JANELA ABRIR
A.155





Produto
6

Características Técnicas
8

Perfis
18

Seções
44

Tipologias Construtivas
66

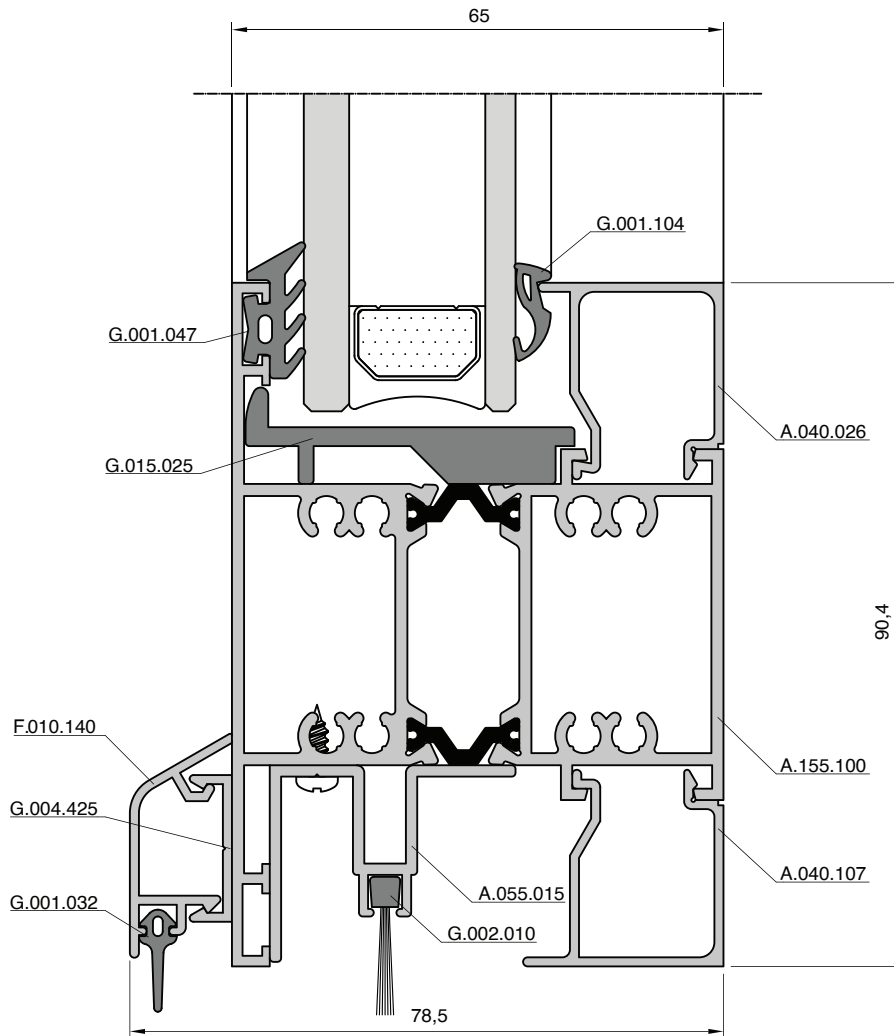
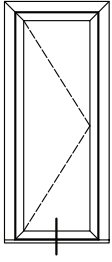
Instruções Fabrico
134

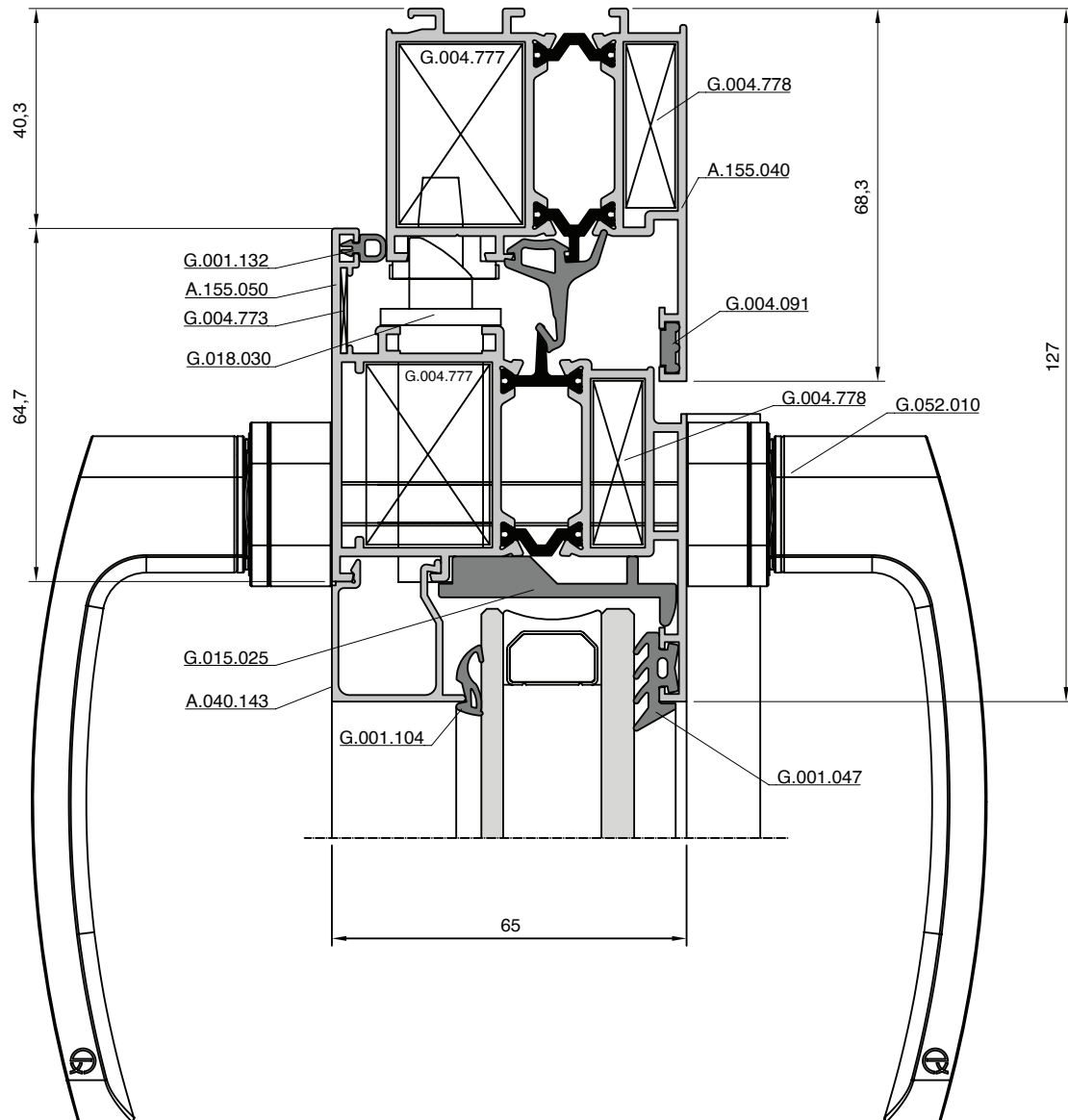
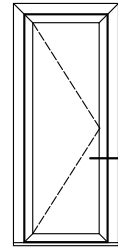
Instruções Montagem
142

Acessórios
148

SECÇÃO E PORTA

A.155





Produto
6

Características Técnicas
8

Perfis
18

Seções
44

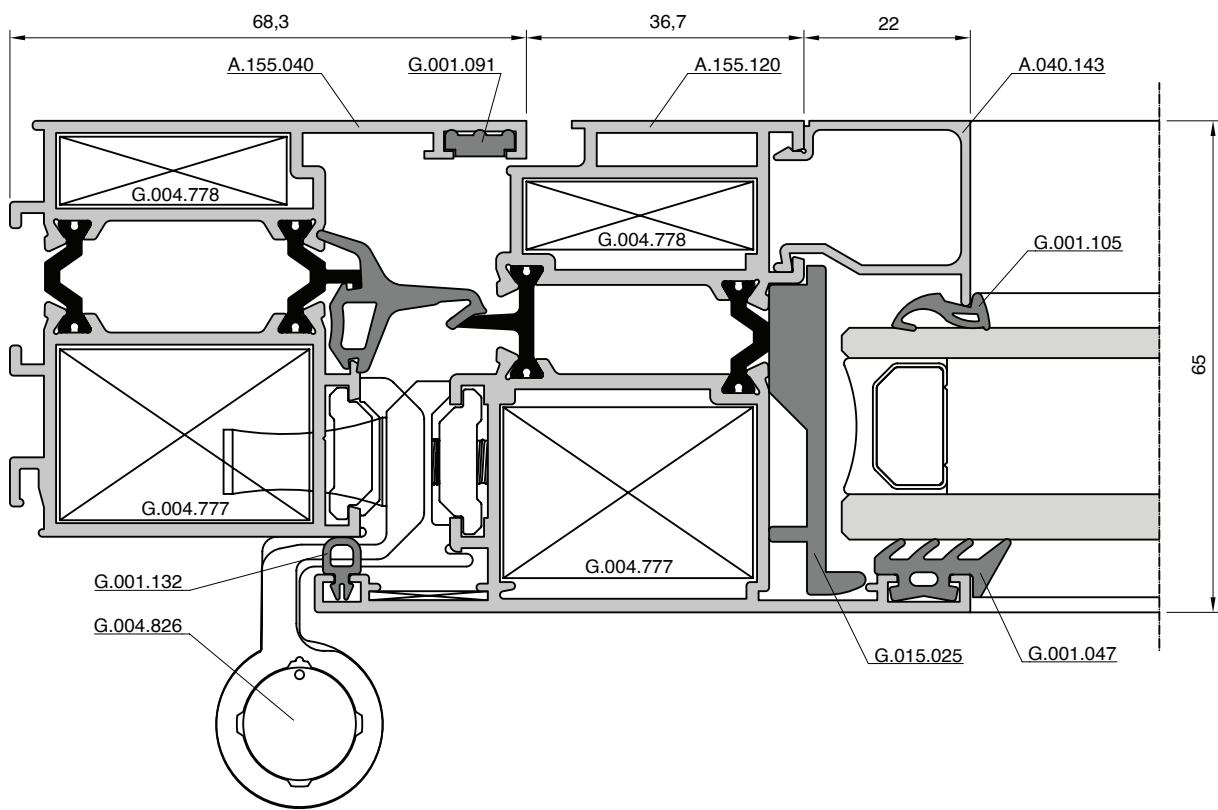
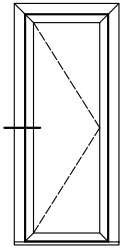
Tipologias Construtivas
66

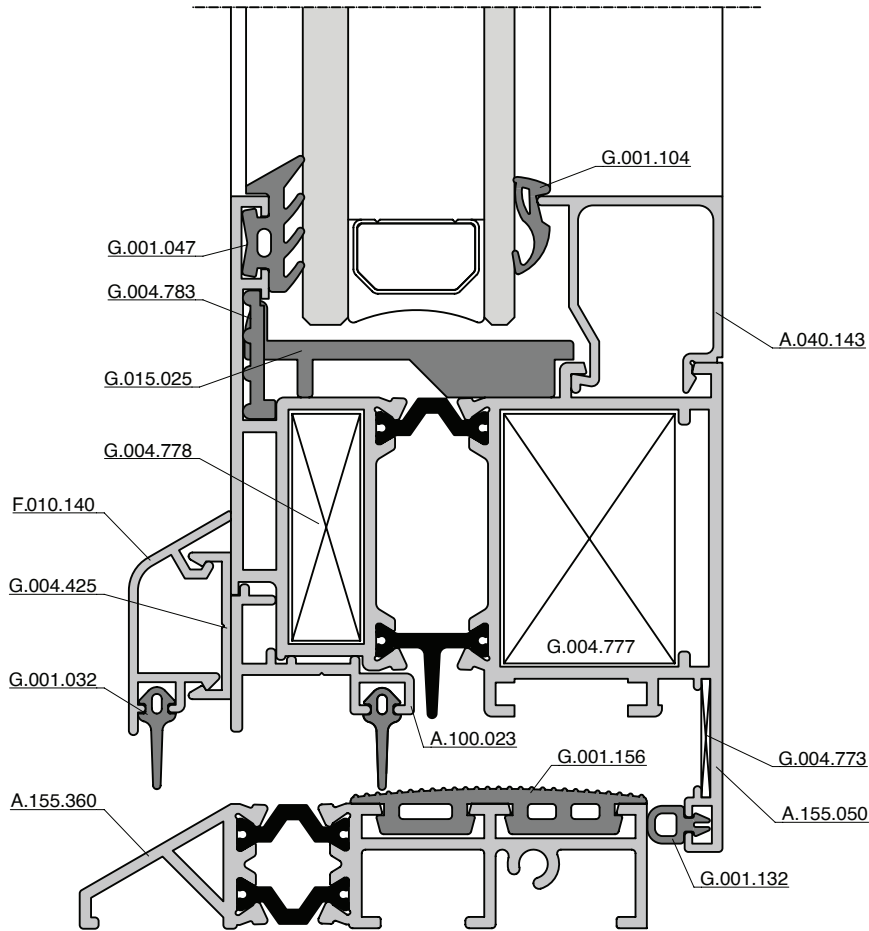
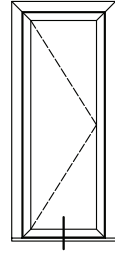
Instruções Fabrico
134

Instruções Montagem
142

Acessórios
148

SEÇÃO G
PORTA - ABERTURA EXTERIOR
A.155





Produto
6

Características Técnicas
8

Perfis
18

Seções
44

Tipologias Construtivas
66

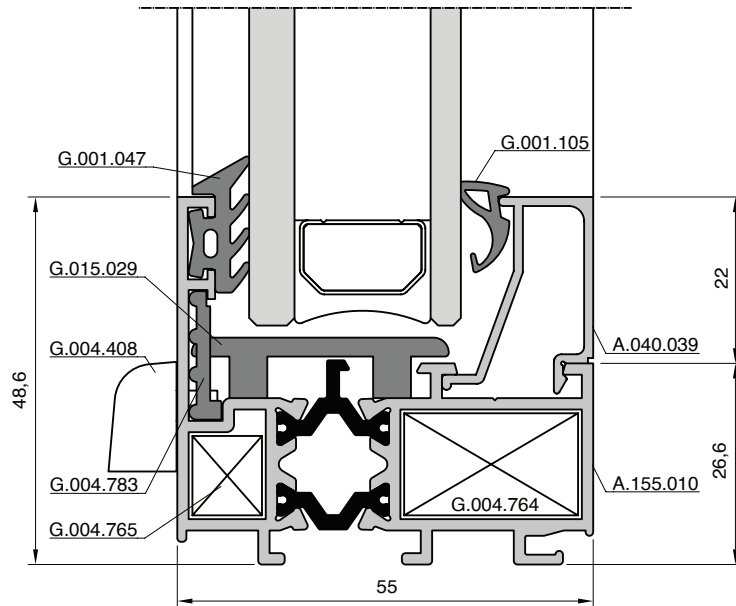

Instruções Fabrico
134

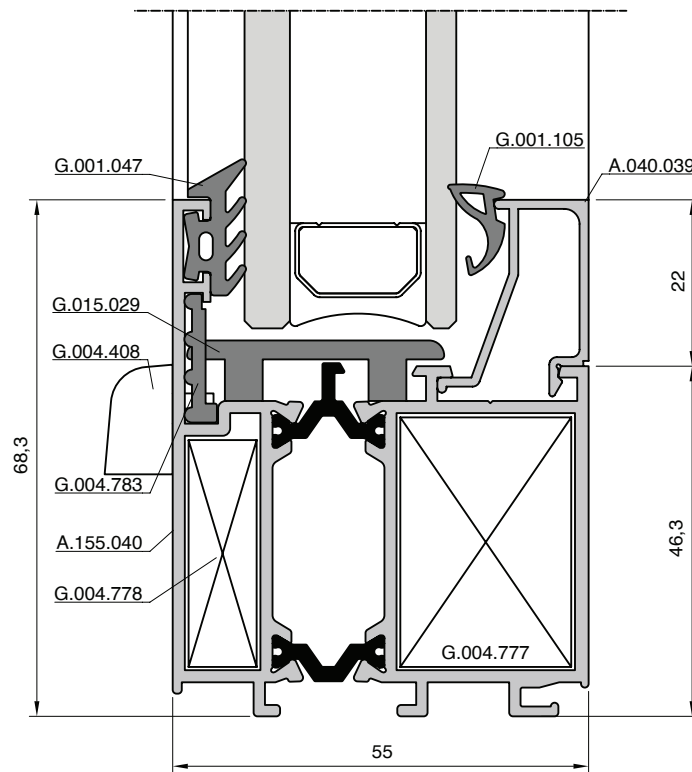

Instruções Montagem
142

Acessórios
148

**SECÇÃO I
FIXO**

A.155





Produto
6

Características Técnicas
8

Perfis
18

Seções
44

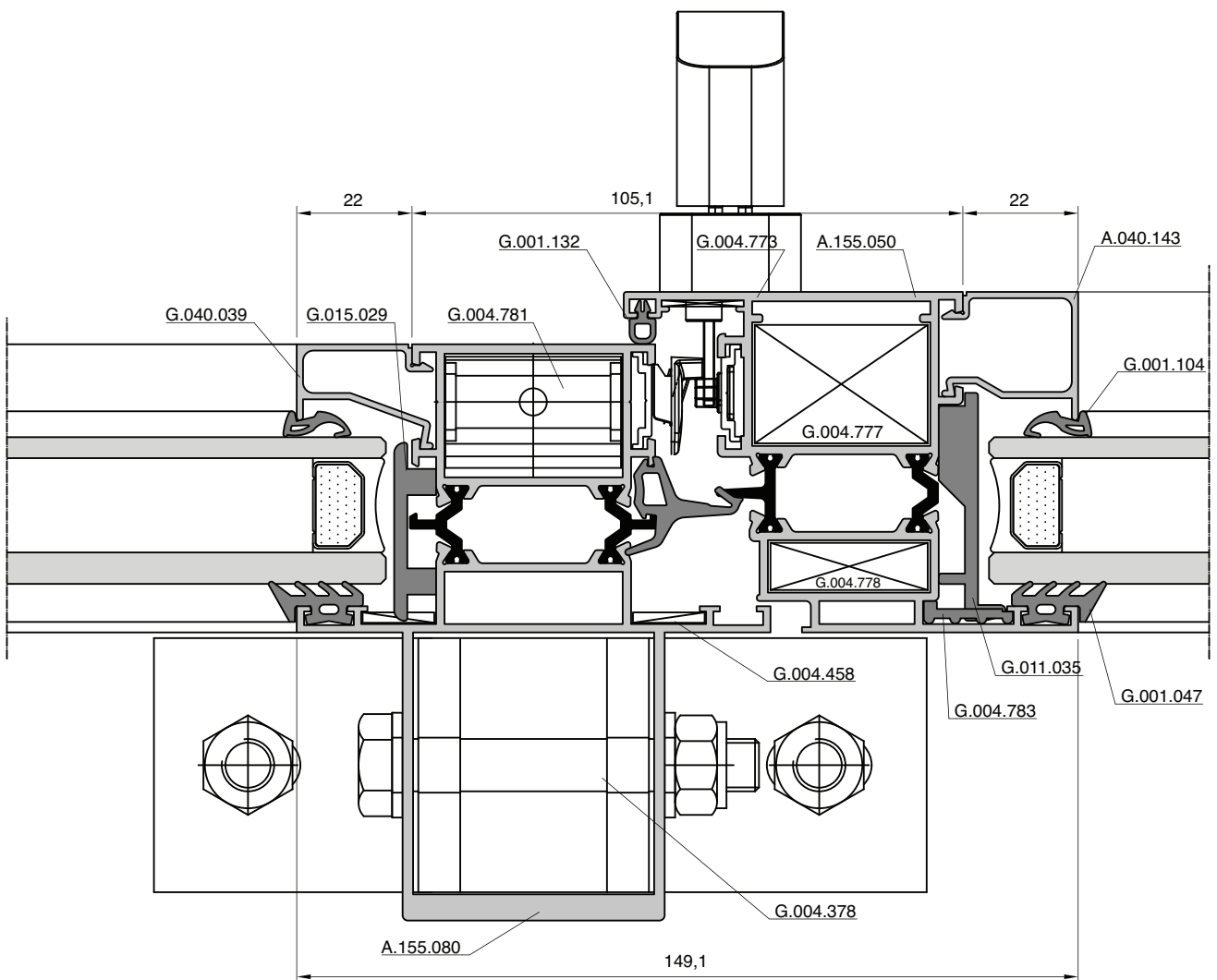
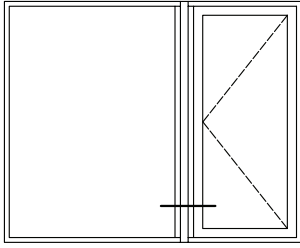
Tipologias Construtivas
66

Instruções Fabrico
134

Instruções Montagem
142

Acessórios
148

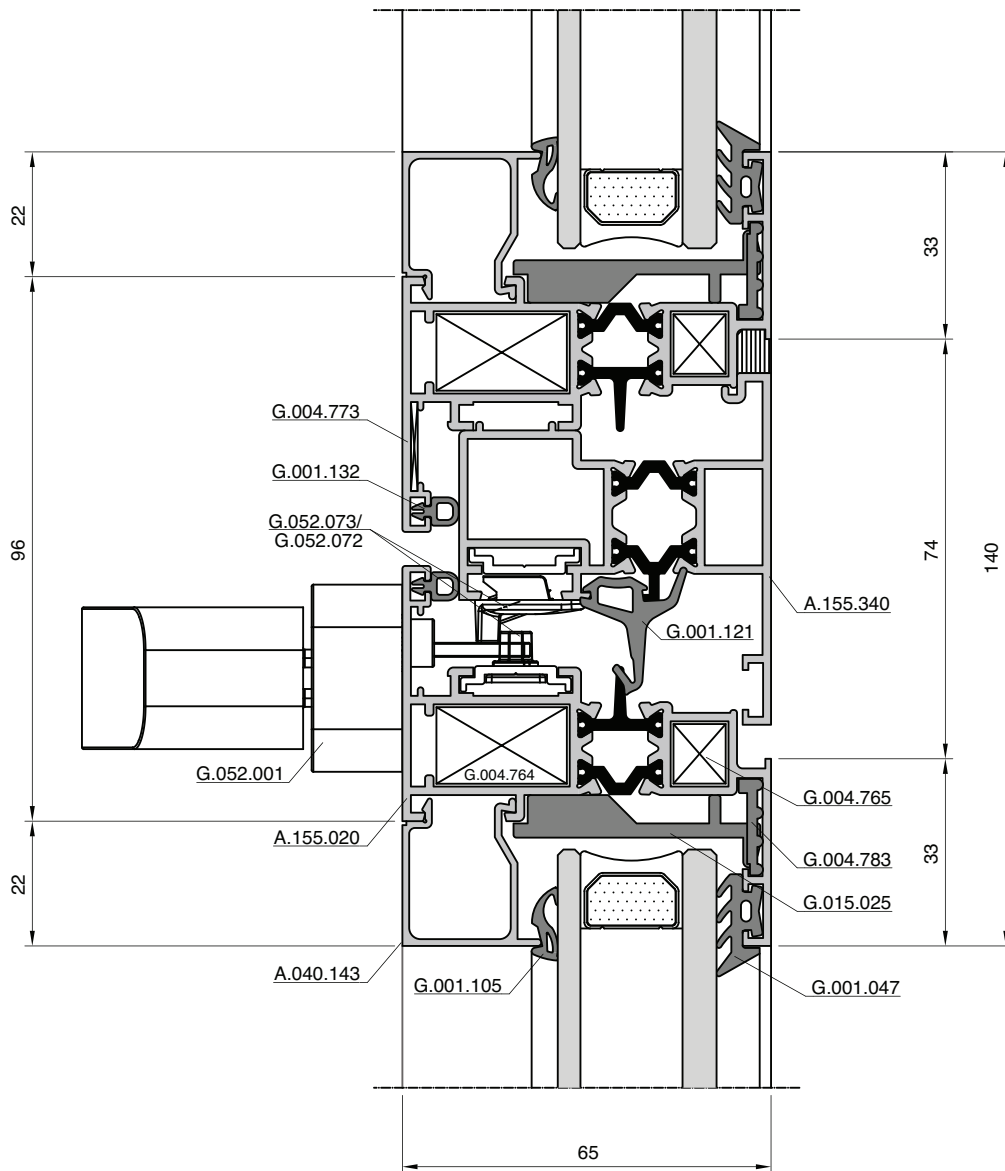
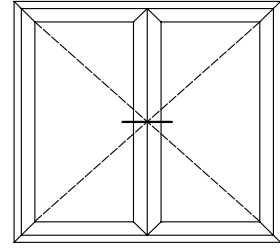
SECÇÃO L
SACADA C/ ENVIDRAÇADO FIXO
A.155



escala 3:4

SECÇÃO M JANELA DUAS FÓLHAS

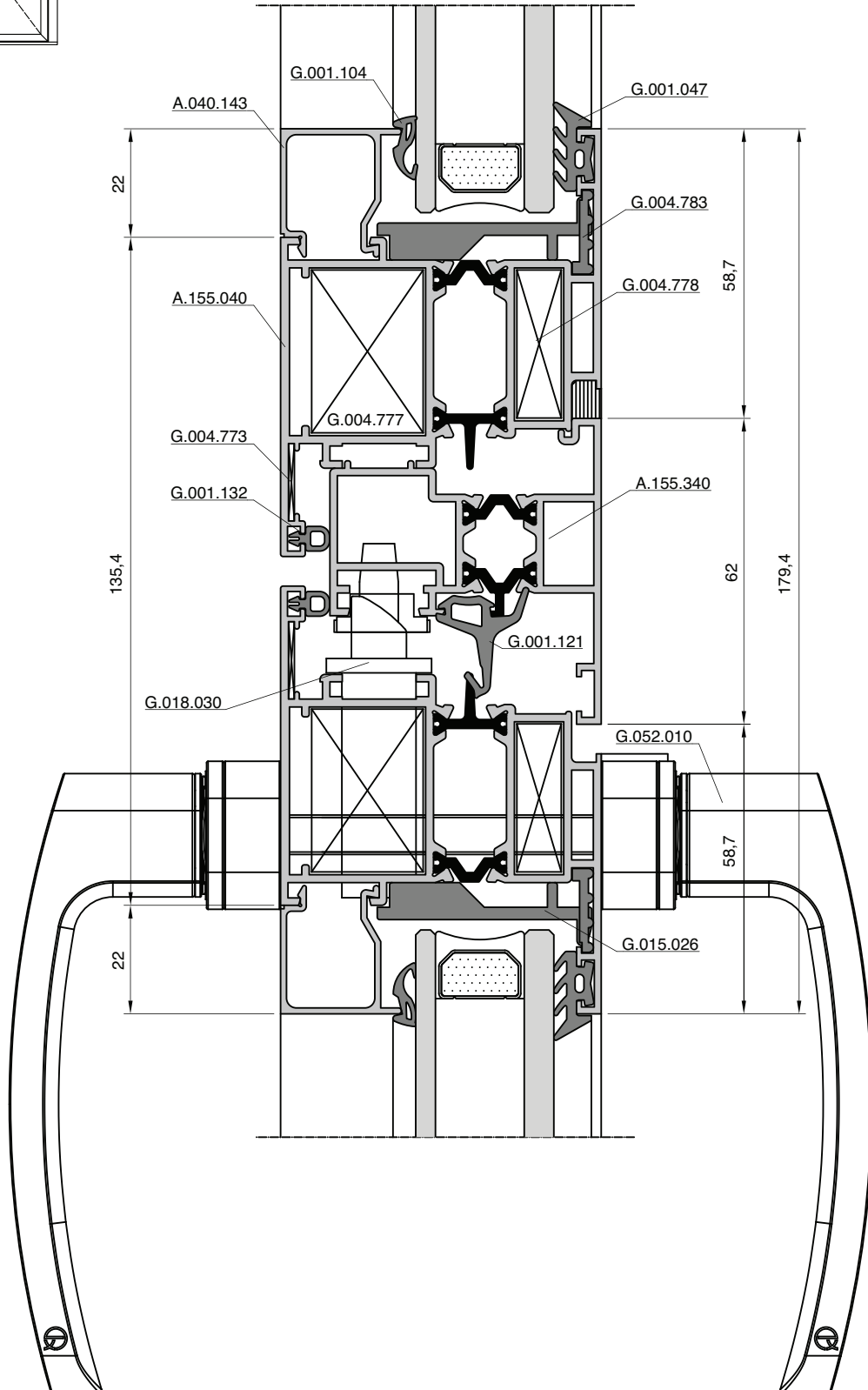
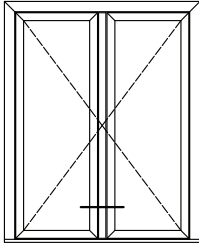
A.155



escala 3:4

SECCÃO N
PORTA DUAS FOLHAS

A.155

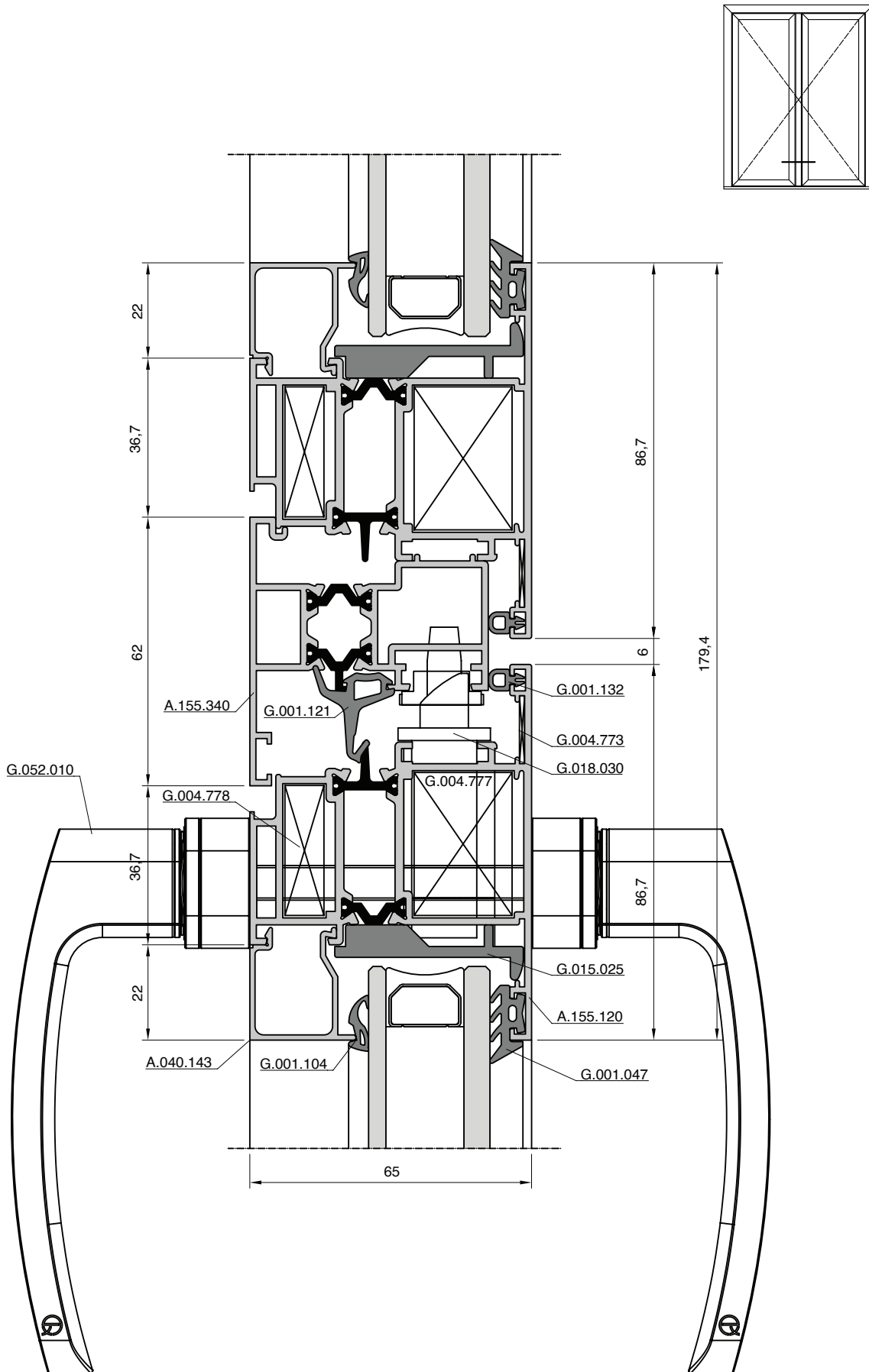


escala 3:4

SECCÃO O

PORTA DUAS FOLHAS - ABERTURA EXTERIOR

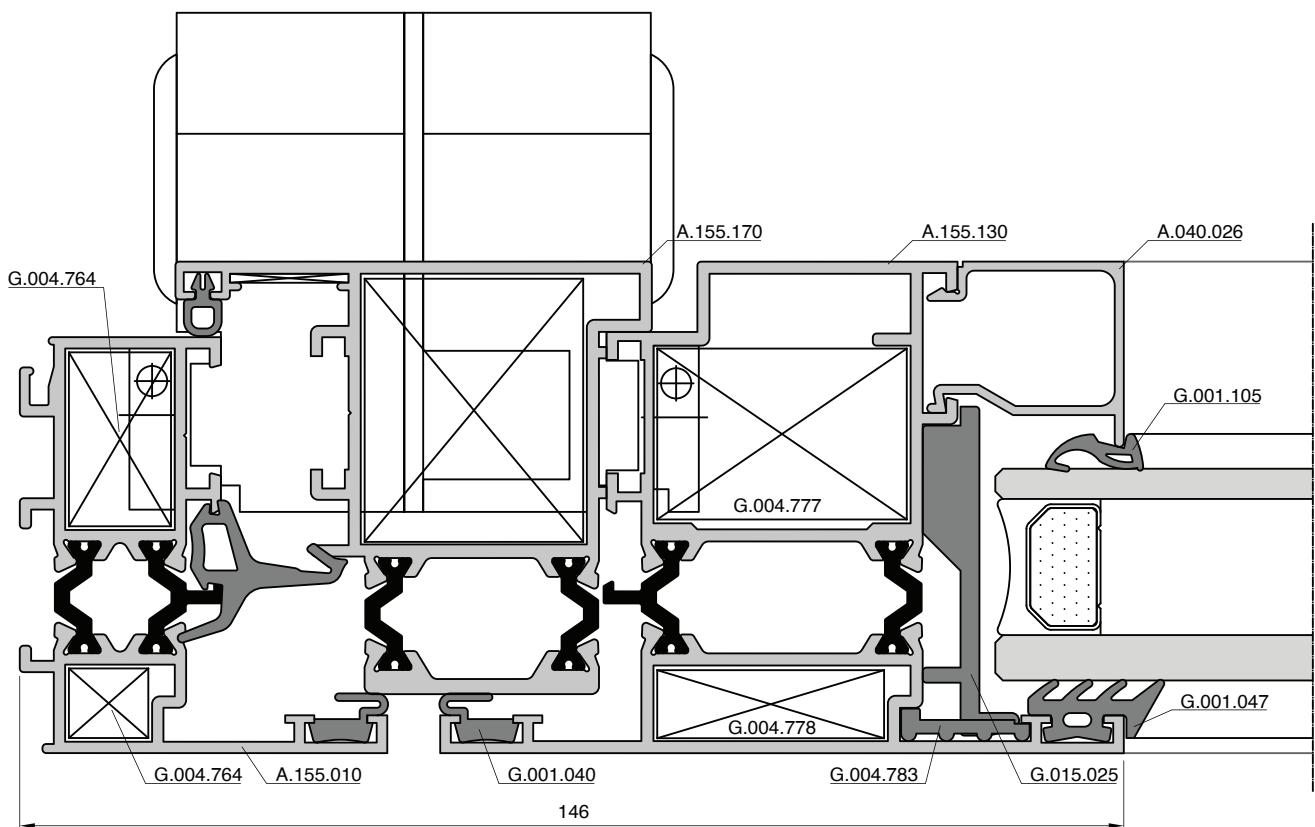
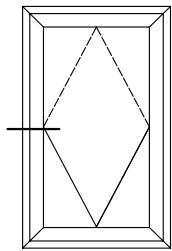
A.155

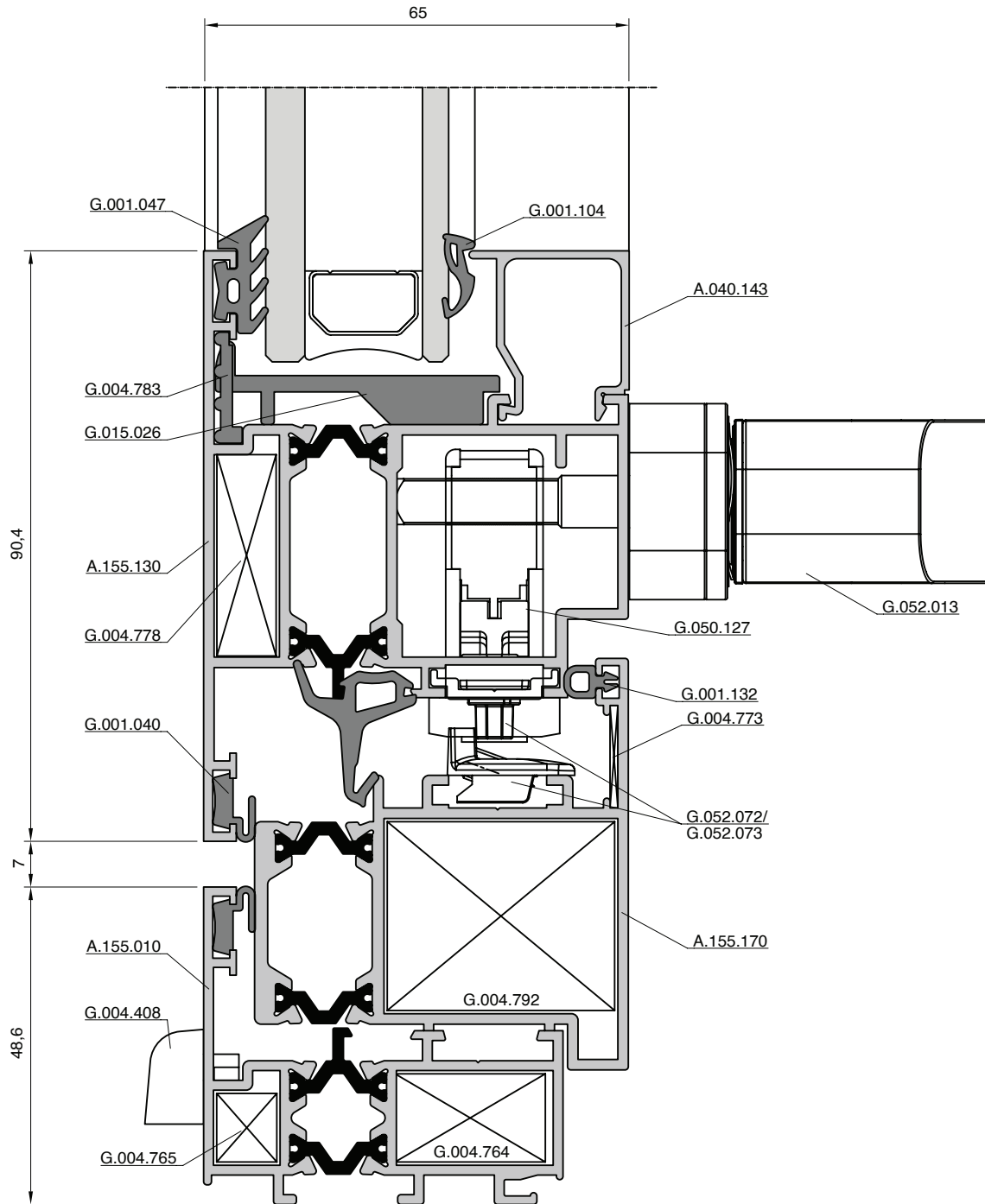
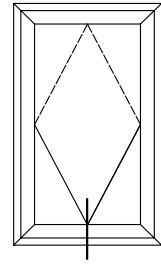


escala 3:4

SECÇÃO P PIVÔTANTE

A.155





Produto
6

Características Técnicas
8

Perfis
18

Seções
44

Tipologias Construtivas
66

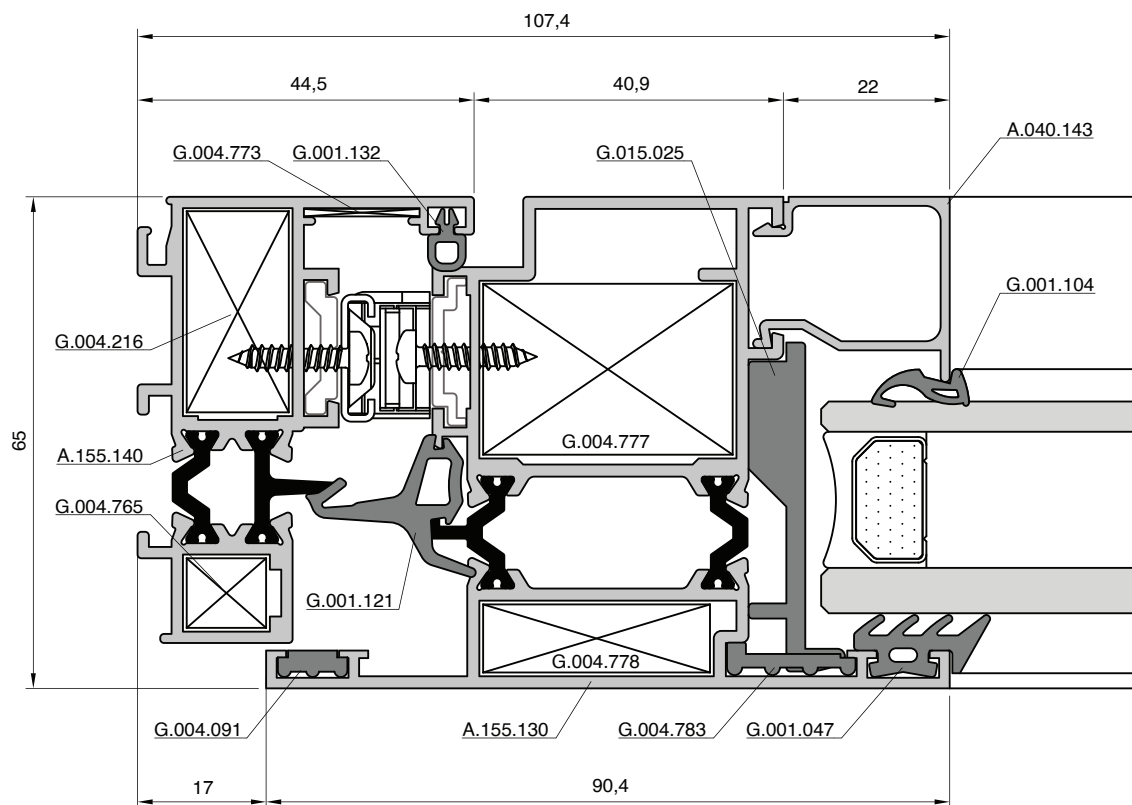
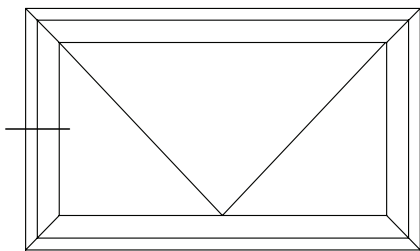
Instruções Fabrico
134

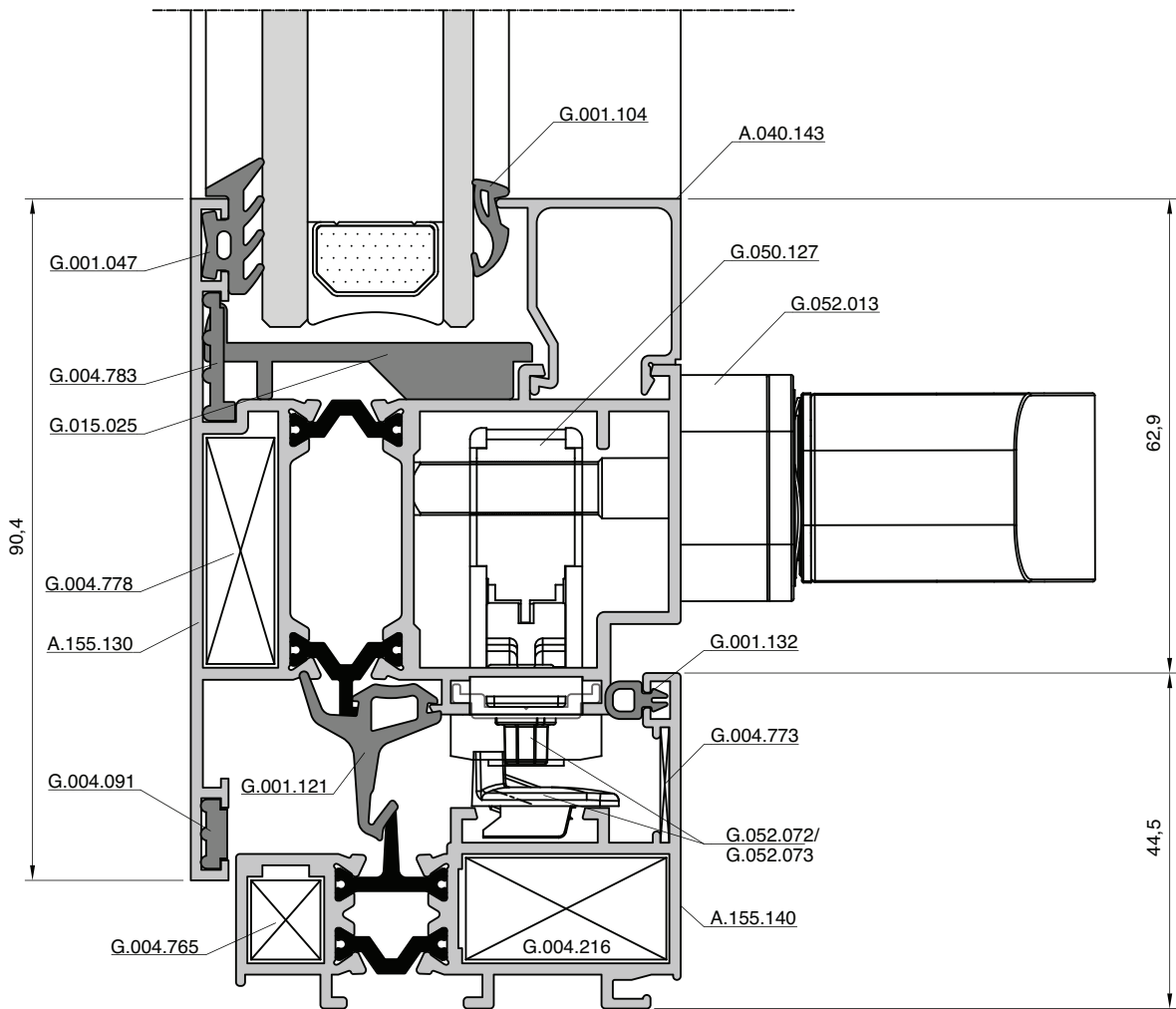
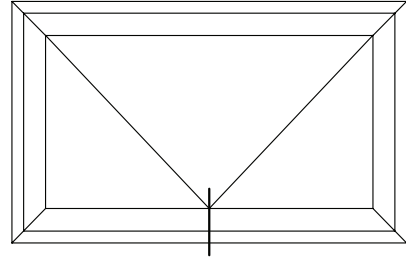
Instruções Montagem
142

Acessórios
148

SEÇÃO R PROJETANTE

A.155





Produto
6

Características Técnicas
8

Perfis
18

Seções
44

Tipologias Construtivas
66

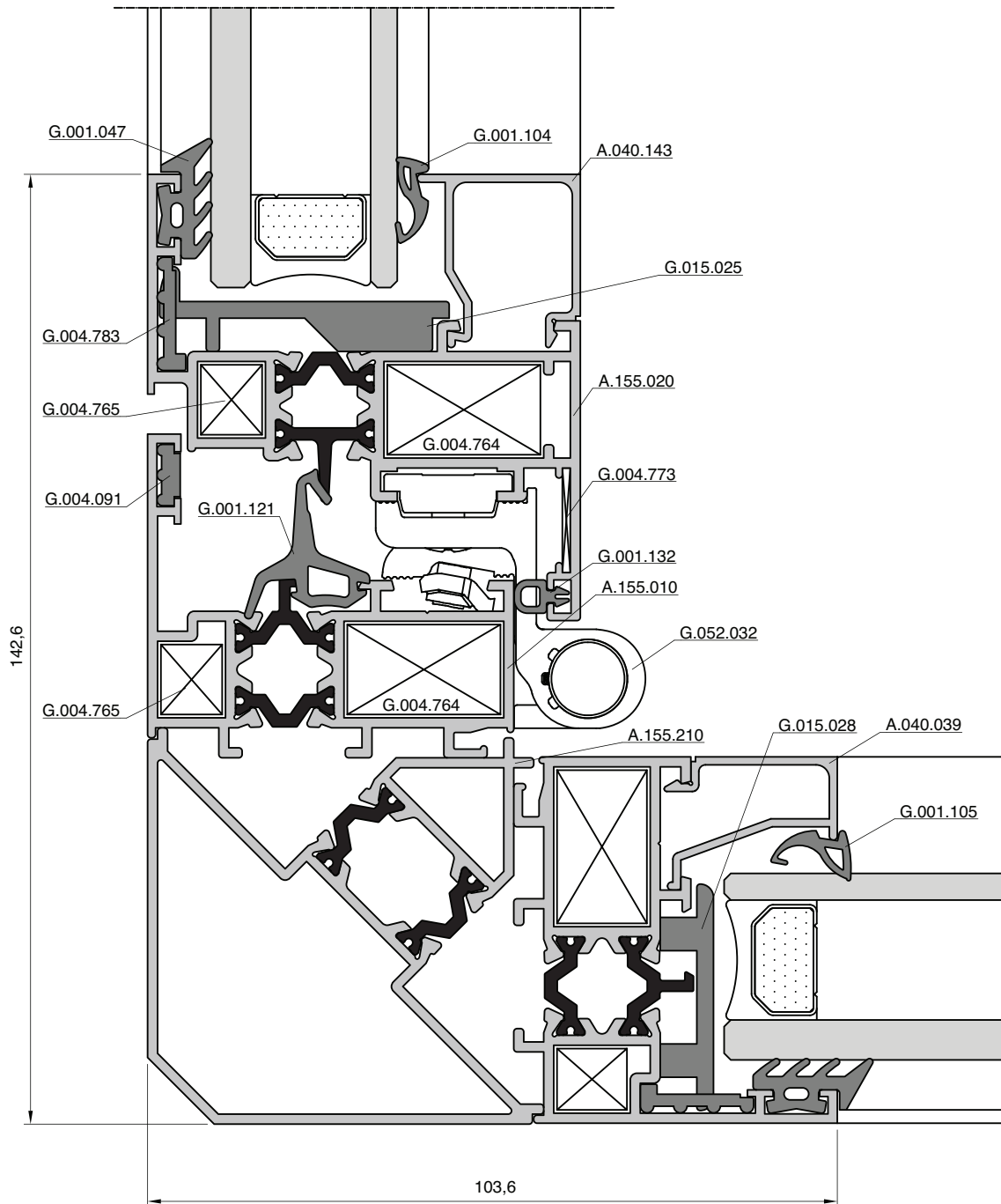
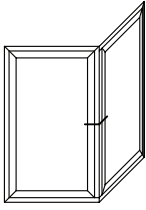
Instruções Fabrico
134

Instruções Montagem
142

Acessórios
148

SECÇÃO T SOLUÇÃO DE CANTO

A.155



escala 1:2



Acessórios
148

Instruções Montagem
142

Instruções Fábrico
134

Tipologias Construtivas
66


Secções
44


Perfis
18

Características Técnicas
8

Produto
6

Extrusal[®]
Alumínio com perfil humano.

 **Rua do Sacobão - Aradas**
3810 - 454 Aveiro
Portugal

 **www.extrusal.pt**
tecnico.aveiro@portalex.eu
(+351) 234 378 900